



SINCE - 1992

Replay[®]
JOY OF GROWING

OPENAIRGYM





WE CREATE MOMENTS OF HAPPINESS

Replay a brand of Raj Equipment (India) Pvt. Ltd. is located in beautiful orange city Nagpur, Maharashtra since 1992, is fighting obesity and improving the communities overall wellness by installing outdoor fitness zones that are free for public use

Replay has been enthusiastically embraced by communities across India for its high quality and multi-generational outdoor gym equipment. Replay has seen great success in helping to build healthy communities, bringing free exercise to low income neighborhoods and helping to fight the national obesity epidemic.



PAGE 5

01-PALM WHEEL
02-SHOULDER WHEEL
03-MUTI-TWISTER
04-MINI SKI & WAIST-TWISTER
05-3 LEVEL CHIN-UP
06-2 LEVEL CHIN-UP

PAGE 6

07-PUSH-UP & DIP STATION
08-DOUBLE SIT AND PULL
09-PARALLEL BAR
10-TRIPLE WAIST TWISTER
11-DOUBLE MINI SKI

PAGE 7

12-DOUBLE AIR WALKER
13-SQUAT PUSHING
14-SWING BOARD
15-TREADMILL

PAGE 8

16-INVERSION MACHINE
17-CROSS COUNTRY SKIER
18-ROLLER DRUM
19-ELLIPTICAL CROSS TRAINER
20-AIR WALKER

PAGE 9

21-PALM WHEEL WITH CANOPY
22-SHOULDER WHEEL WITH CANOPY
23-DOUBLE SIT AND PULL WITH CANOPY
24-PUSH-UP & DIP STATION WITH CANOPY

PAGE 10

25-DOUBLE ABS SHAPER
26-ROWER
27-ABS SHAPER
28-DOUBLE SKY WALKER
29-HORSE RIDER

PAGE 11

30-CYCLE
31-KNEE CHAIR
32-SEATED TWISTER & MINI SKI
33-PECK DECK
34-SIT-UP-BENCH WITH INVERSION MACHINE

PAGE 12

35-SEATED AND STANDING TWISTER
36-SINGLE PULLY DOWN
37-MULTI FUNCTION TRAINER
38-BACK EXTENTION
39-BENCH WITH FIXED WEIGHT

PAGE 13

40-POLE WITH FIXED DUMBBEL
41-POMMEL HORSE
42-SHOULDER PRESS DOUBLE
43-CHEST PRESS DOUBLE
44-SEATED TWISTER TRIPLE

PAGE 14

45-AIR WALKER WITH SHOULDER PRESS & SQUAT PUSHING
46-AIR WALKER WITH SEATED TWISTER & SQUAT PUSHING
47-AIR WALKER WITH MINI SKI & SQUAT PUSHING

PAGE 15

48-AIR WALKER WITH SHOULDER PRESS & CHEST PRESS
49-AIR WALKER WITH DIP STATION & SHOULDER WHEEL
50-AIR WALKER WITH MINI SKI & SHOULDER WHEEL

PAGE 16

51-LEG STRETCH
52-MULTI CHIN-UP
53-BACK STRETCH

PAGE 17

54-STANDING ROLLER
55-COMFORT CYCLE
56-SINGLE STRETCHER
57-TAI-CHI SPINNER 4 WHEEL
58-TAI-CHI SPINNER 2 WHEEL

PAGE 18

59-BENCH WITH FIX DUMBBELS
60-CHEST PRESS SINGLE
61-ASSISTED CHIN-UP
62-ARM AND PEDAL CYCLE

PAGE 19

63-8 SET FITNESS STATION
64-4 SET FITNESS STATION

PAGE 20

65-OAG MULTI STATION

Specification

Our Product Are Built To Last

Our outdoor fitness equipment is protected from rust, corrosion and chipping. It retains its strength for years without any need for lubrication, winterizing or regular maintenance. Our equipment is manufactured according to the following specifications.

- All equipment is constructed of IS 1239 Mild Steel.
- The joints welding is at least 2/5-1/2 inch thick.
- The bearings are made of cast steel with cast steel roller, and do not require re-lubrication.
- All seats and stepping platforms are made of custom molded plastic or steel & cast iron.
- After fabrication and welding all parts are processed for rust protection.
- All metal parts receive two layers (120-400 microns) of PU paints or powder coat.
- An additional layer of polyurethane Uv3 (450 microns) is applied to all metal parts for ultraviolet protection.



Color

Our equipment is available in a Yellow & Grey color combination. The Yellow & Grey color combination blends the park environment very well.

We do provide custom colors, however we highly discourage using different color schemes as we only carry stock in our default colors.

Benefits of open air gym

Mental Health

Increases serotonin levels
Boots overall mood and well-being
improves mental acuity
Greater feeling of revitalization and positive enjoyment

Physical Health

Reduces cardiovascular disease risk
Builds lean muscle and aerobic fitness
Improves exercise adherence
Increases energy


Social

Provides opportunities for fitness classes
Encourages motivation and support
Attractive to new users and beginners

Situated often near children's playgrounds, outdoor gyms encourage parents to use them while their kids play.

These gyms appeal to individuals who normally struggle to find the time or money to attend a regular gym, and are even new to exercise.

Replay aspires to make communities play once again in fresh air using its open gym equipment, which are made keeping in mind the potential wear and tear of a city environment with the dreams of an active, healthy and happy India



Palm Wheel
RE-001-GYM

Dimension - 1.26 x 0.8 x 1.65 m. (4.1 x 2.6 x 5.4 ft.)



Shoulder Wheel
RE-002-GYM

Dimension - 0.9 x 0.6 x 1.65 m. (2.9 x 1.9 x 5.4 ft.)



Muti-Twister
RE-003-GYM

Dimension - 1.62 x 0.34 x 2.35 m. (5.3 x 1.1 x 7.7 ft.)



Mini Ski & Waist Twister
RE-004-GYM

Dimension - 1.25 x 1.40 x 1.65 m. (4.1 x 4.5 x 5.4 ft.)



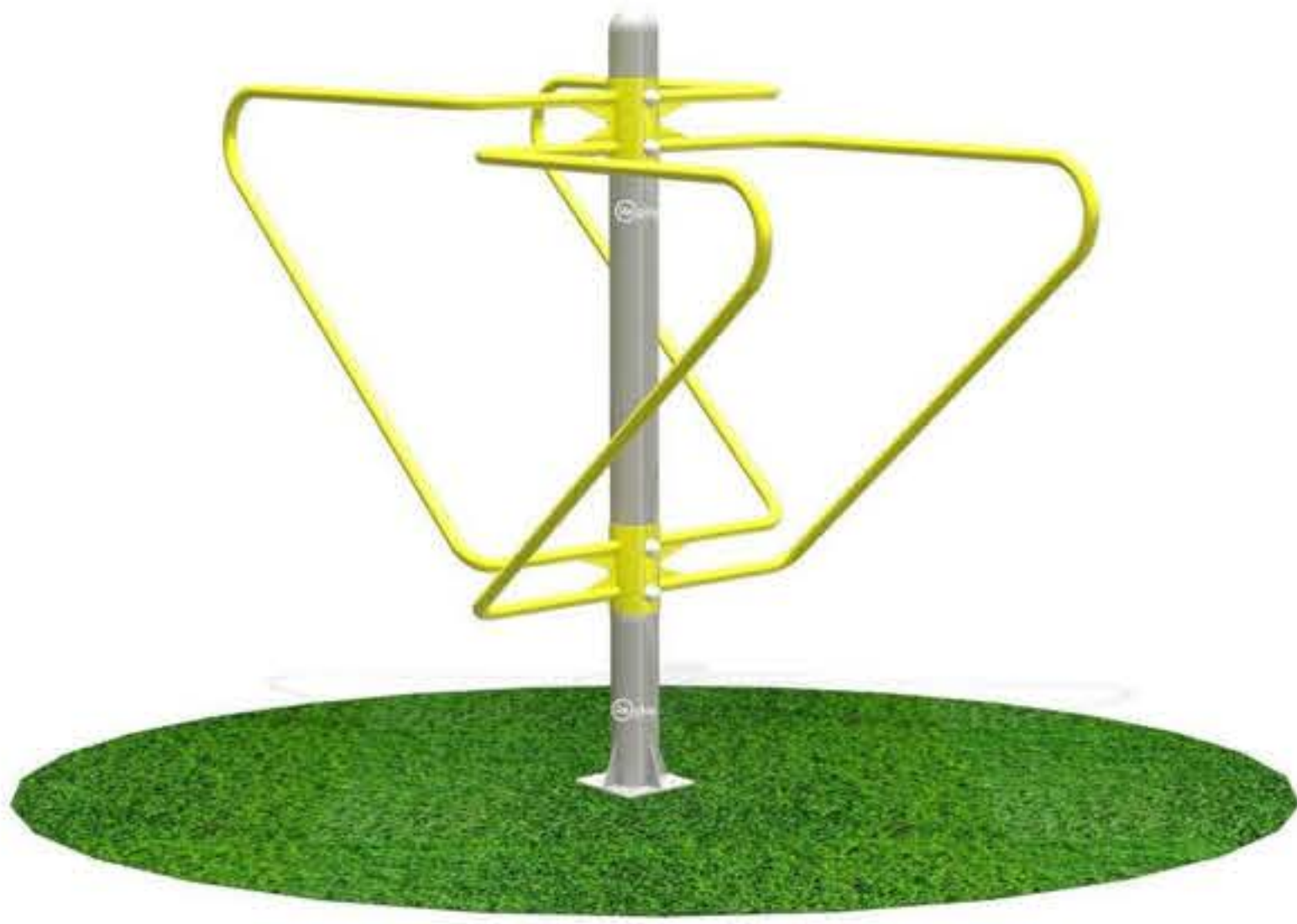
3-Level Chin-up
RE-005-GYM

Dimension - 3.50 x 0.20 x 2.50 m. (11.4 x 0.6 x 8.2 ft.)



2-Level Chin-up
RE-006-GYM

Dimension - 2.35 x 0.2 x 2.5 m. (7.7 x 0.6 x 8.2 ft.)



Push-up & Dip Station
RE-007-GYM
Dimension - 2.0 x 0.95 x 1.75 m. (6.5 x 3.1 x 5.7 ft.)



Double sit & Pull
RE-008-GYM
Dimension - 2.5 x 0.75 x 2.22 m. (8.2 x 2.4 x 7.2 ft.)



Parallel Bar
RE-009-GYM
Dimension - 2.5 x 0.8 x 1.5 m. (8.2 x 2.6 x 4.9 ft.)



Double Mini Ski
RE-011-GYM
Dimension - 1.15 x 0.85 x 1.65 m. (3.7 x 2.7 x 5.4 ft.)



Triple Waist Twister
RE-010-GYM
Dimension - 1.1 x 1.1 x 1.6 m. (3.6 x 3.6 x 5.2 ft.)



Double Air Walker
RE-012-GYM
Dimension - 2.4 x 0.7 x 1.5 m. (7.8 x 2.2 x 5.9 ft.)



Squat Pushing
RE-013-GYM
Dimension - 2.2 x 0.42 x 1.72 m. (7.2 x 1.3 x 5.6 ft.)



Swing Board
RE-014-GYM
Dimension - 1.35 x 1.05 x 1.6 m. (4.4 x 3.4 x 5.2 ft.)



Treadmill
RE-015-GYM
Dimension - 1.4 x 0.96 x 1.2 m. (4.5 x 3.1 x 3.9 ft.)



Inversion Machine
RE-016-GYM
Dimension - 1.78 x 1.05 x 1.72 m. (5.8 x 3.4 x 5.6 ft.)



Cross Country Skier
RE-017-GYM
Dimension - 1.3 x 0.55 x 1.81 m. (4.2 x 1.8 x 5.9 ft.)



Roller Drum
RE-018-GYM
Dimension - 1.5 x 1.3 x 1.1 m. (4.9 x 4.2 x 3.6 ft.)



Elliptical Cross Trainer
RE-019-GYM
Dimension - 1.3 x 0.5 x 1.82 m. (4.2 x 1.6 x 5.9 ft.)



Air Walker
RE-020-GYM
Dimension - 1.3 x 0.5 x 1.55 m. (4.2 x 1.6 x 5 ft.)



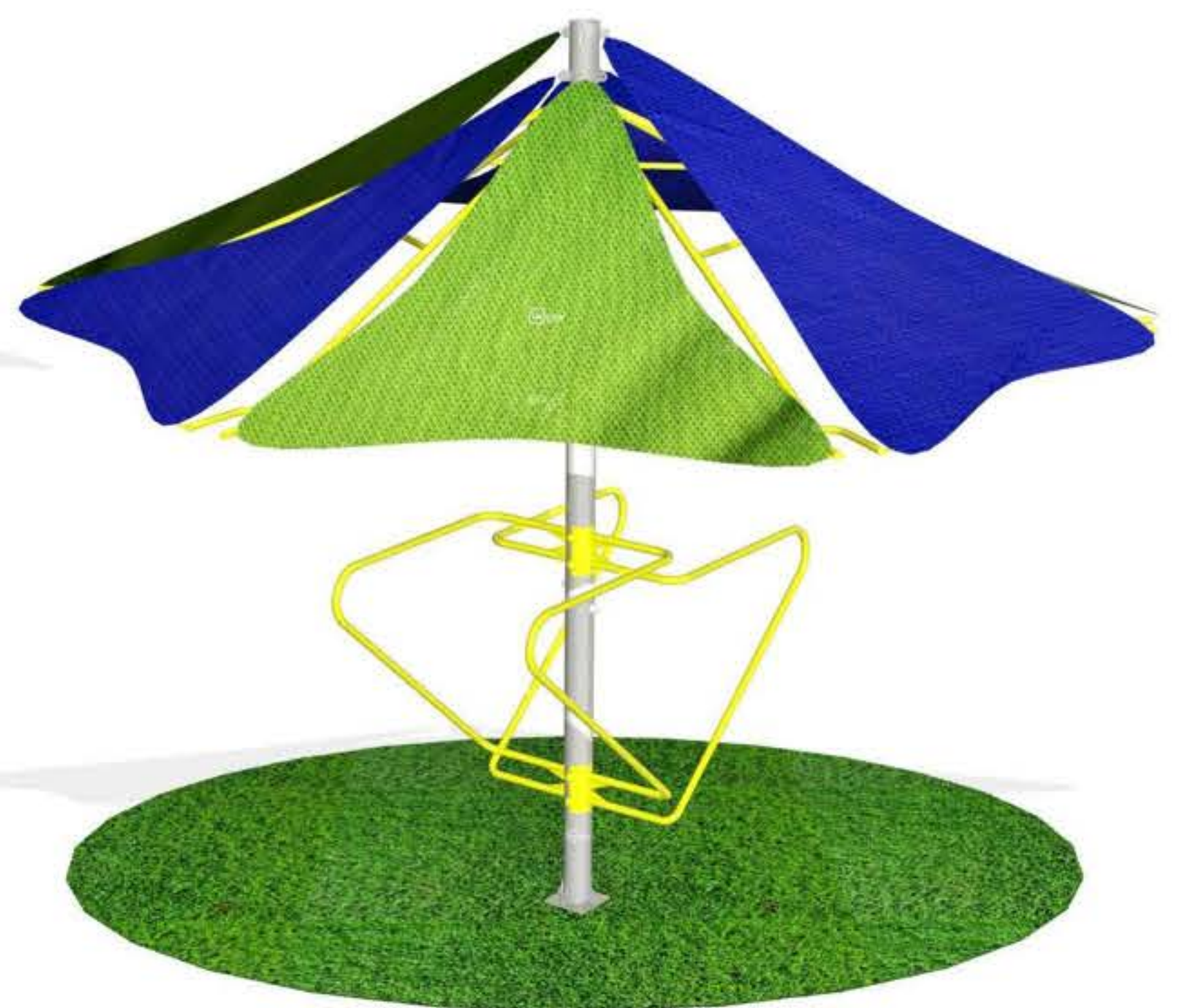
Palm Wheel With Canopy
RE-021-GYM
Dimension - 4.32 x 4.32 x 3.3 m. (14 x 14 x 10.8 ft.)



Shoulder Wheel With Canopy
RE-022-GYM
Dimension - 4.32 x 4.32 x 3.3 m. (14 x 14 x 10.8 ft.)



Double Sit & Pull With Canopy
RE-023-GYM
Dimension - 4.32 x 4.32 x 3.3 m. (14 x 14 x 10.8 ft.)



Push-up & Dip Station With Canopy
RE-024-GYM
Dimension - 4.32 x 4.32 x 3.3 m. (14 x 14 x 10.8 ft.)



Double Abs Shaper
RE-025-GYM
Dimension - 2.77 x 1.15 x 0.8 m. (9 x 3.7 x 2.6 ft.)



Rower
RE-026-GYM
Dimension - 1.6 x 0.8 x 1.05 m. (5.2 x 2.6 x 3.4 ft.)



Abs Shaper
RE-027-GYM
Dimension - 2.15 x 0.45 x 0.8 m. (7.0 x 1.4 x 2.6 ft.)



Double Sky Walker
RE-028-GYM
Dimension - 1.7 x 0.54 x 1.5 m. (5.5 x 1.7 x 4.9 ft.)



Horse Rider
RE-029-GYM
Dimension - 0.97 x 0.51 x 1.02 m. (3.1 x 1.6 x 3.3 ft.)



Cycle
RE-030-GYM
Dimension - 0.9 x 0.61 x 1.35 m. (2.9 x 2 x 4.4 ft.)



Knee Chair
RE-031-GYM
Dimension - 0.55 x 0.7 x 1.18 m. (1.8 x 2.2 x 3.8 ft.)



Seated Twister & Mini Ski
RE-032-GYM
Dimension - 1.3 x 1.4 x 1.7 m. (4.2 x 4.6 x 5.5 ft.)



Peck Deck
RE-033-GYM
Dimension - 2.48 x 1.15 x 2.3 m. (8.1 x 3.7 x 7.5 ft.)



Sit-Up Bench With Inversion Machine
RE-034-GYM
Dimension - 2.85 x 1.64 x 1.72 m. (9.3 x 5.3 x 5.6 ft.)



Seated And Standing Twister
RE-035-GYM
Dimension - 1.5 x 0.55 x 1.6 m. (4.9 x 1.8 x 5.2 ft.)



Single Pully Down
RE-036-GYM
Dimension - 2.1 x 0.75 x 2.25 m. (6.8 x 2.4 x 7.3 ft.)



Multi Function Trainer
RE-037-GYM
Dimension - 0.95 x 0.48 x 2.35 m. (3.1 x 1.5 x 7.7 ft.)



Back Extension
RE-038-GYM
Dimension - 1.35 x 0.65 x 0.7 m. (4.4 x 2.1 x 2.2 ft.)



Bench With Fixed Weight
RE-039-GYM
Dimension - 1.5 x 1.4 x 1.65 m. (4.9 x 4.5 x 5.4 ft.)



Pole With Fixed Dumbbell
RE-040-GYM

Dimension - 1.52 x 0.5 x 2.05 m. (4.9 x 1.6 x 6.7 ft.)



Pommel Horse
RE-041-GYM

Dimension - 2.3 x 1.72 x 0.6 m. (7.5 x 5.6 x 1.9 ft.)



Shoulder Press Double
RE-042-GYM

Dimension - 2.47 x 0.75 x 2.25 m. (8.1 x 2.4 x 7.3 ft.)



Chest Press Double
RE-043-GYM

Dimension - 2.45 x 0.75 x 2.25 m. (8 x 2.4 x 7.3 ft.)



Seated Twister Triple
RE-044-GYM

Dimension - 1.2 x 1.2 x 1.6 m. (3.9 x 3.9 x 5.2 ft.)



Air Walker With Shoulder Press & Squat Pushing
RE-045-GYM
Dimension - 3.25 x 1.4 x 2.25 m. (10.6 x 4.5 x 7.3 ft.)



Air Walker With Seated Twister & Squat Pushing
RE-046-GYM
Dimension - 3 x 1.5 x 1.8 m. (9.8 x 4.9 x 5.9 ft.)



Air Walker With Mini Ski & Squat Pushing
RE-047-GYM
Dimension - 2.57 x 1.4 x 2.25 m. (8.4 x 4.5 x 7.3 ft.)



Air Walker With Shoulder Press & Chest Press
RE-048-GYM
Dimension - 3.52 x 1.4 x 2.25 m. (11.5 x 4.5 x 7.3 ft.)



Air Walker With Dip Station & Shoulder Wheel
RE-049-GYM
Dimension - 2.15 x 1.4 x 2.25 m. (7 x 4.5 x 7.3 ft.)



Air Walker With Mini Ski & Shoulder Wheel
RE-050-GYM
Dimension - 1.95 x 1.4 x 2.25 m. (6.3 x 4.5 x 7.3 ft.)



Leg Stretch
RE-051-GYM
Dimension - 0.65 x 0.55 x 1.05 m. (2.1 x 1.8 x 3.4 ft.)



Multi Chin-up
RE-052-GYM
Dimension - 3.9 x 1.45 x 2.35 m. (12.7 x 4.7 x 7.7 ft.)



Back Stretch
RE-053-GYM
Dimension - 0.75 x 0.9 x 1.2 m. (2.4 x 2.9 x 3.9 ft.)

OPEN AIR GYM




Standing Roller
RE-054-GYM

Dimension - 1.52 x 0.42 x 1.95 m. (4.9 x 1.3 x 6.3 ft.)



Comfort Cycle
RE-055-GYM

Dimension - 1.27 x 0.65 x 0.9 m. (4.1 x 2.1 x 2.9 ft.)



Single Stretcher
RE-056-GYM

Dimension - 1.65 x 1 x 0.95 m. (5.4 x 3.2 x 3.1 ft.)



Tai-Chi Spinner 4 Wheel
RE-057-GYM

Dimension - 1.3 x 0.62 x 1.6 m. (4.2 x 2 x 5.2 ft.)



Tai-Chi Spinner 2 Wheel
RE-058-GYM

Dimension - 1.3 x 0.41 x 1.6 m. (4.2 x 1.3 x 5.2 ft.)



Bench With Fixed Dumbbel
RE-059-GYM
Dimension - 2.4 x 0.9 x 0.55 m. (7.8 x 2.9 x 1.8 ft.)



Chest Press Single
RE-060-GYM
Dimension - 1.97 x 0.75 x 2.25 m. (6.4 x 2.4 x 7.3 ft.)



Assisted Chin-up
RE-061-GYM
Dimension - 1.45 x 1.45 x 2 m. (4.7 x 4.7 x 6.5 ft.)



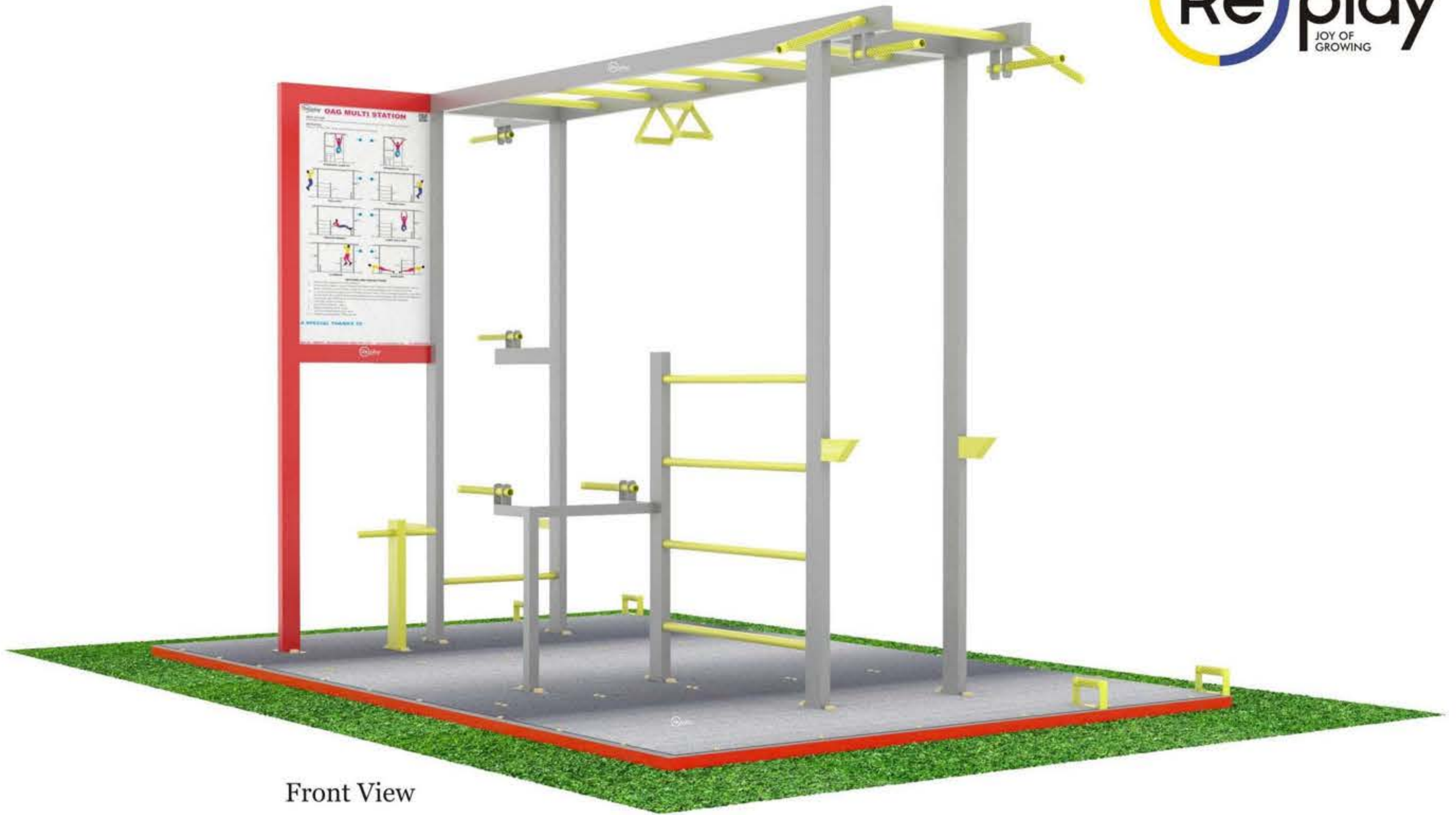
Arm And Pedal Cycle
RE-062-GYM
Dimension - 0.92 x 0.5 x 0.8 m. (3 x 1.6 x 2.6 ft.)



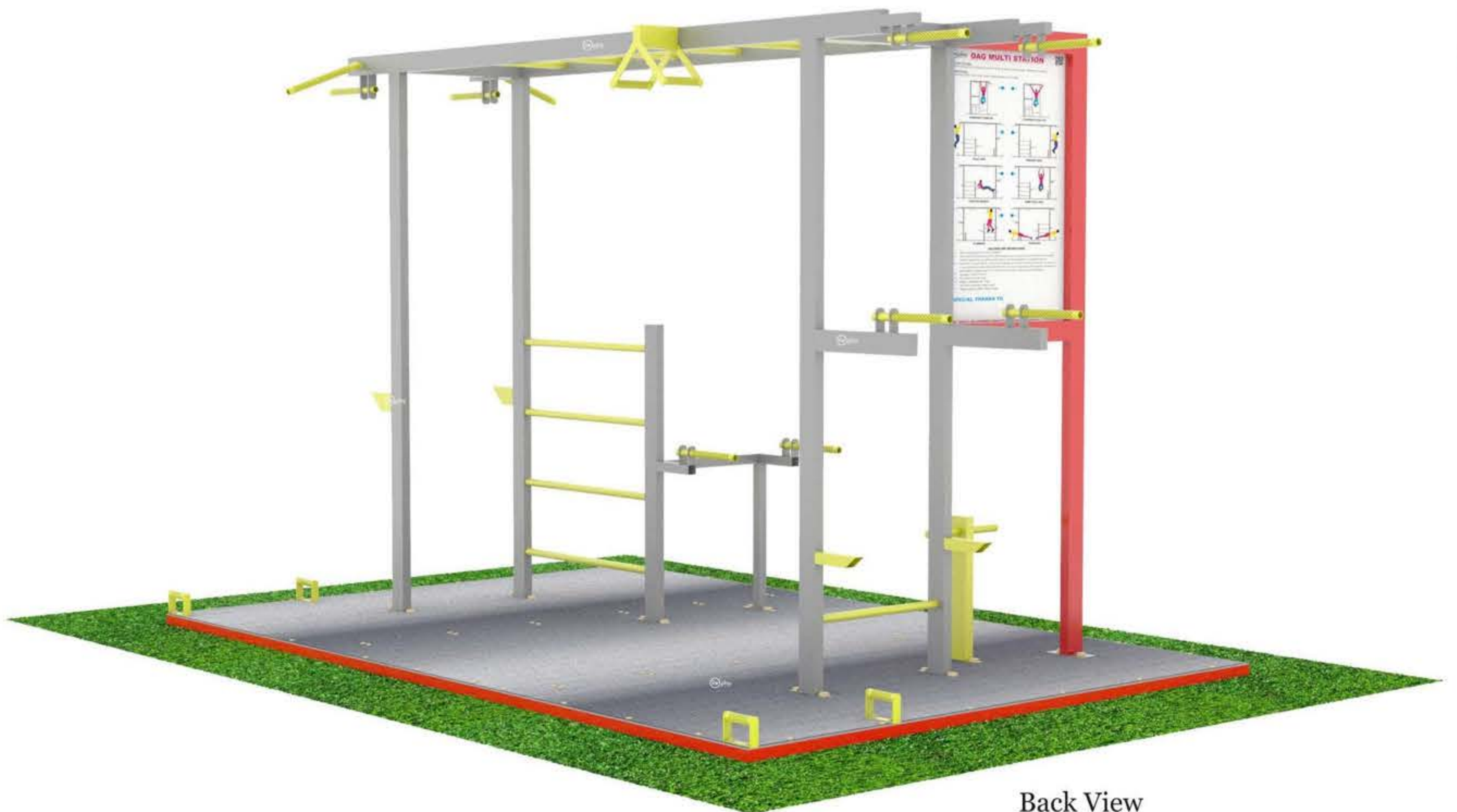
8 Set Fitness Station
RE-063-GYM
Dimension - 5.5 x 5.5 x 2.57 m. (18 x 18 x 8.4 ft.)



4 Set Fitness Station
RE-064-GYM
Dimension - 4.5 x 4.5 x 2.57 m. (14.7 x 14.7 x 8.4 ft.)



Front View



Back View

OAG Multi Station
 RE-065-GYM
 Dimension - 3.66 x 2.43 x 2.35 m. (12 x 7.9 x 7.7 ft.)

OPEN AIR GYM

Replay product range



Replay outdoor play equipments



Replay indoor play equipments



Replay teenage play equipments



Replay specially abled children play equipments



Replay open air gym



Replay garden decor & family swing



Replay fancy dustbins



Replay playground canopies & railing



Replay water boats



Replay cabins & urinals



Replay school furnitures



Replay surface flooring

Safety

Safety is of the utmost importance to everyone. Our exclusive durable outdoor fitness equipment follows the highest safety standards, is built to last and requires virtually no maintenance. Replay outdoor fitness equipment can be used by anyone aged 14 years and up with minimal concern of injury.

Playground regulations only apply to play equipment designed for children under the age 12. Exercise equipment designed for use by people over the age of 12 is specifically excluded from these requirements.

In the event that playground equipment is in close proximity to a proposed fitness area, Replay will advise as to the most appropriate equipment selection for the space in question. Each installed unit comes with a safety and user guide label with age guidelines clearly designated (i.e. equipment is intended for use by individuals 14 and older) Replay also offers large signage to identify the entire location.

We follow ASTM & EN standards.

Installation

Our equipment is made from heavy steel pipes and is subject to heavy forces and torques when in use. Extra care must be taken to ensure that the equipment is securely installed so that it can be safely enjoyed for years to come.

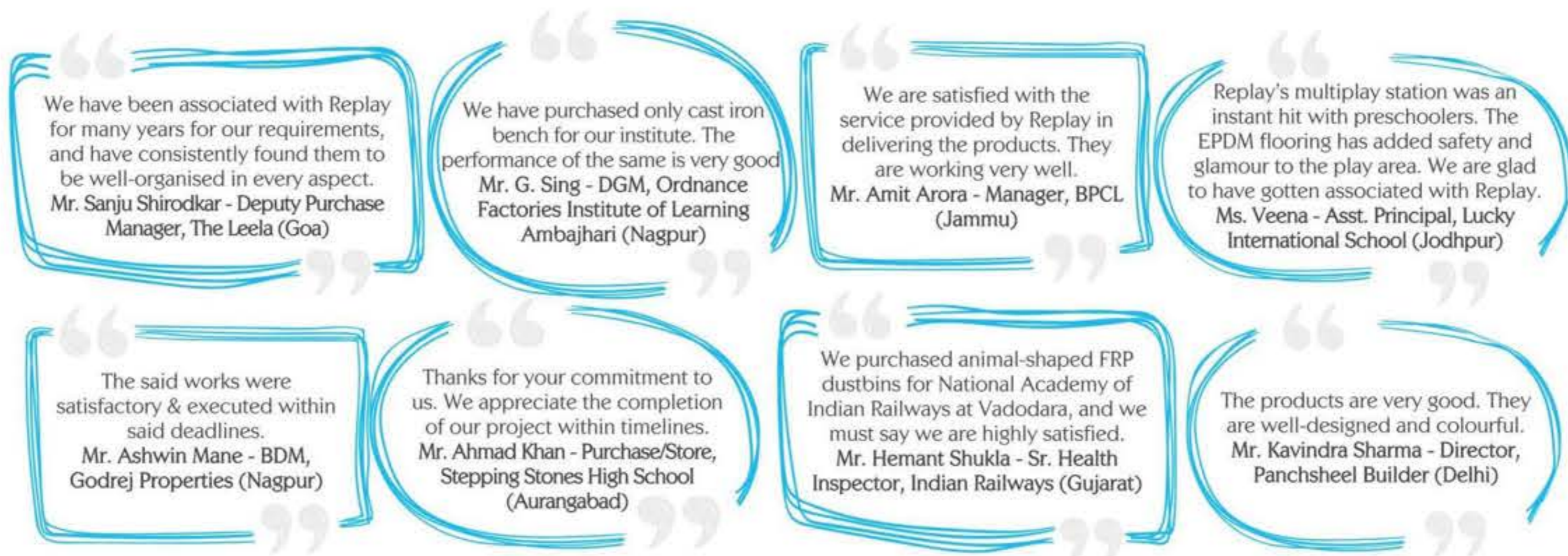
In order to ensure correct installation elevation, our preferred method of installation is surface mount, with posts bolts bolted to concrete. in-ground installation option is available upon request.

We recommend hiring a professional installation person to ensure that the equipment is installed correctly and according to our specifications. Full installation instructions and equipment specifications will be provided on request.

Warranty

In light of the quality of our products and the manufacturing process, we are proud to offer a 3 year limited warranty-one of the best warranties in our industry. For detailed information on our warranty please see our warranty certificate.

Testimonials



We have been associated with Replay for many years for our requirements, and have consistently found them to be well-organised in every aspect.
Mr. Sanju Shirodkar - Deputy Purchase Manager, The Leela (Goa)

We have purchased only cast iron bench for our institute. The performance of the same is very good.
Mr. G. Sing - DGM, Ordnance Factories Institute of Learning Ambajhari (Nagpur)

We are satisfied with the service provided by Replay in delivering the products. They are working very well.
Mr. Amit Arora - Manager, BPCL (Jammu)

Replay's multiplay station was an instant hit with preschoolers. The EPDM flooring has added safety and glamour to the play area. We are glad to have gotten associated with Replay.
Ms. Veena - Asst. Principal, Lucky International School (Jodhpur)

The said works were satisfactory & executed within said deadlines.
Mr. Ashwin Mane - BDM, Godrej Properties (Nagpur)

Thanks for your commitment to us. We appreciate the completion of our project within timelines.
Mr. Ahmad Khan - Purchase/Store, Stepping Stones High School (Aurangabad)

We purchased animal-shaped FRP dustbins for National Academy of Indian Railways at Vadodara, and we must say we are highly satisfied.
Mr. Hemant Shukla - Sr. Health Inspector, Indian Railways (Gujarat)

The products are very good. They are well-designed and colourful.
Mr. Kavindra Sharma - Director, Panchsheel Builder (Delhi)

Certifications



Our Clients



Raj Equipment (India) Pvt. Ltd.

Head Office:

Plot No. 8, Kachimate Layout, Near Postal Colony,
Opp. N.B.S.S. & LUP, Amravati Road.
Nagpur - 440033, Maharashtra, India.

Factory Address:

MIDC Hingna, P-23/2, Nagpur - 440023,
Maharashtra, India.

Mumbai | Delhi | Kolkata | Chennai | Bangalore | Hyderabad | Pune | Ahmedabad

Business Enquiries: +91 9580583232

Email: sales@replayindia.com

Customer care: +91-712 2500786,
2500157

Email: info@replayindia.com

Web: www.replayindia.com