



## REPLAY GROUP

### HEAD OFFICE

Plot No. 8, Kachimate Layout,  
Near Postal Colony, Opp. ISRO Office  
Amravati Road, Nagpur - 440033,  
Maharashtra, India

### PLANT - 1:

RAJ EQUIPMENT INDIA PVT. LTD.  
Plant 01: MIDC Hingna, P-23/2,  
Nagpur - 440023, Maharashtra, India

### PLANT - 2:

REPLAY INTERNATIONAL PVT. LTD.  
Plant 02: MIDC ButiBori, B-10&11,  
Nagpur - 441122, Maharashtra, India



All product images displayed along with Specifications, Colors, Content, Photographs, Dimensions, Designs, and Taglines are the sole property of Replay International Pvt. Ltd. compiled by company itself and is copyright protected and patent of the same is acquired by the company. In the event of any dealer, company or person copying or misusing the same will have to face legal action and consequences thereafter. Only authorized personnel as approved by the company have the right to use the same. Also note the company reserves the rights to change the color combination or specification at its sole discretion from time to time. Copyright © 2025. Replay International Pvt. Ltd. All Rights Reserved.

Email:  
info@replayindia.com

### DIVISION

MUMBAI

DELHI

KOLKATA

CHENNAI

BENGALURU

HYDERABAD

PUNE

AHMEDABAD

### VIRTUAL NO.

+91 95805 83232

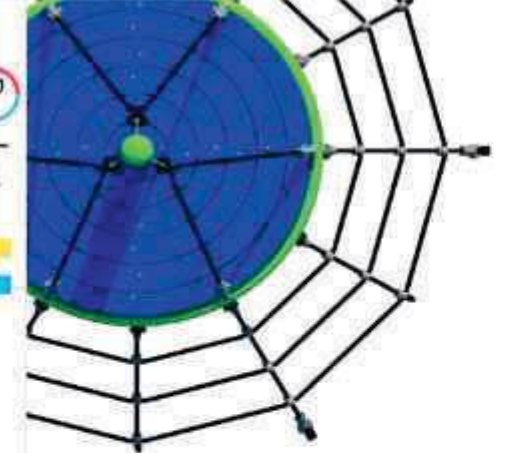


Replay Group




VOLUME X

2025



JOY OF GROWING

FROM THE  
**HIMALAYAS**  
TO THE **OCEAN,**  
LET'S PLAY INDIA®



SINCE 1992

Follow us on:

www.replayindia.com

“  
We don't stop  
playing because  
we grow old,  
we grow old because  
we stop playing.  
”



George Bernard Shaw

Play is powerful. Play is not just about having fun, but taking risks, experimenting, and testing boundaries. Play is the road to childhood happiness and adult brilliance.

And that's why at **Replay**, we believe in creating moments of happiness by creating playgrounds for generations to play.

*Not only play*



*Never stop Improving...*

Where play is the way. Let's go play!

We offer a complete range of innovative and cutting edge products for every age group.



AGE 06-12

AGE 08-16

AGE 16+

AGE 04-12



TABLE OF CONTENT

CATEGORY USES AND THEIR BENEFITS



Outdoor Play Series

Hungama Multi Activity Play Series  
Multi Activity Play Series  
Compact Play Series  
Adventure Play Series  
Challenging Play Series  
Premium Stand Alone Slide, Merry-Go-Round, Climber, See-saw, Rider, Swing

Develops agility, speed, strength, balance & coordination, boosts physical skills, gets kids outside to develop their senses, builds strength, teaches social skills, stimulates the imagination, develops problem-solving and decision-making skills.

Page No. 145



Inclusive Play Series

Multi Activity Play System  
Play Panel, Crawling Tunnel  
Slide, Ball Pool, Play House  
See-saw, Swing  
Merry Go Round

Helps children with disability learn skills & abilities, Improves emotional well-being of special children, Helps to increase their imagination, Strengthen muscles, Help children to develop social skills & senses too.

Page No. 146



Page No. 148



Children Fitness Play Series

Increase energy levels, Improve mental well-being, Improve concentration, Build gross & fine motor skills, Controls balance & Coordination.

Page No. 145



Wooden Play Series

WPC SERIES  
Multi Activity Play System  
Slide, See-saw, Swing, Rider  
NATURAL WOOD SERIES  
Multi Activity Play System  
Swing, Merry-go-round, Climber, See-saw, Rider

Connects children with nature, Encourages creativity, Blends with natural environment, Sustainable, Fully customizable.

Page No. 160



Stainless Steel Play Series

Multi Activity Play System  
Merry-Go-Round, See-saw  
Slide, Swing, Gym Equipment

Heavy duty pipe used, Sustain long lasting in coastal area, Rustfree, requires minimal maintenance, Resists corrosion, stains & heat.

Page No. 182



CrossFit Play Series

Outdoor CrossFit playground equipment fosters dynamic workouts, merging play elements with exercise gear for diverse fitness routines.

Page No. 196



Musical Play Series

Develop their ability to listen and respond, Develop gross motor skills, balance, and coordination, Learn rhythm, Develop their language skills, Join in social interactions.

Page No. 202



Indoor Play Series

Development of Social Skills, Keep them Active and Healthy, Encourages Creativity, Develop the fundamental movement skills, Strengthens the bones and muscles.

Page No. 208



Open Air Gym Series

Helps in burning more calories efficiently, Stronger immune system, Improves social interaction, Eco-friendly equipment, Makes exercise fun.

Page No. 218



Garden Decor Series

Brings relaxing invitation, Revitalizes imagination, Adds uniqueness, Creates personalized sanctuary.

Page No. 240



We create moments of happiness...®

## About Replay

In today's world of smart phones, when most of us are glued to a handset 24 by 7 and can't think of a moment without it, there is a dire need for health and fitness. And so, of playgrounds and playground equipment!

Since 1992 **Replay** lays the foundation for health and wellness along with providing fun and emotional fulfillment through our playground equipment. We understand that play, recreation, and outdoor spaces are meant to be used by all people, regardless of age or other demographics. Our purpose is not just to create a better place for children but also for families and the community altogether.

So welcome to the world of play and amazing playgrounds and sweat-inducing outdoor fitness! Lets **Replay** and get back to the exciting playground sets that encourage imagination and creativity for all ages or specifically for targeted age groups.

### What matters the most is, play...

Since our inception, we believe in creating spaces that offer complete playground environs that enrich lives. It is proven that children need unstructured play to grow and develop into happy and healthy individuals and thus we also offer personalised, recycled and themed playgrounds.

Replay created the first Outdoor creative play & learning system, bringing standard activities to playgrounds for early childhood education and development.

## All kids are created equal...

We believe in expanding possibilities and lifting all up through play. That's why we create play environment using inclusive playground equipment that welcome kids and families of all abilities to learn play and grow together.

Here, they can interact, bond and play together in a habitat that supports their cognitive, emotional, physical and also social development.

### Play is fun, and should be affordable...

At **Replay**, we offer a comprehensive range of durable, affordable and unique revit playground equipment. We also offer our specialist expertise to provide you and your community with perfect playground experience.

### Never stop improving...

At **Replay**, we are constantly striving to improve our playground equipments in terms of quality, design, and innovation, so that we can provide children with the most enjoyable and stimulating play experience possible.

We believe that play is essential for the physical, mental, and social development of children, and that's why we create playground equipments that cater to the diverse needs and preferences of children of all ages and abilities.



# We Believe...

### Play is more than entertainment...

Playground is the base of learning vital life skills. Most of a child's social and emotional development happens through play and that is why Replay engages in extensive research to set new global standards, innovating new play equipment like, the popular springers and the award winning Supernova.



## OUR PEOPLE. HAPPIER COMMUNITIES.

Our people are our greatest asset. It is only with their skills, determination and dedication that we can serve our clients, generate long-term value for our shareholders and contribute to the broader public.

It is our aim to maximize individual potential by expanding our people's professional opportunities. The company believes in reinforcing its culture of rising up by lifting others, hence being the strength behind our greatest strength.



# DIRECTOR'S



## WORKING TOGETHER TO SHAPE YOUR WORLD.

Mr. Hiralal Rewadia, A Visionary Leader, founded Raj Equipment India Pvt. Ltd. in 1992, known for the REPLAY brand. With 35 years of experience in the Manufacturing Industry, he has honed a deep understanding of the sector's dynamics. His leadership has propelled REPLAY to become one of India's foremost play equipment brands, delivering robust solutions to clients. Under his guidance, the company has grown significantly in size and stature. Today, his sons play active roles in furthering the business's success, marking a seamless generational transition. Mr. Rewadia's strategic vision and passion for excellence continue to drive REPLAY towards greater achievements, ensuring its enduring legacy in the industry.

**Hiralal Rewadia**  
Chairman



Mr. Ankush Rewadia is a highly motivated and stands as a futuristic visionary with almost 20 years of experience in the playground industry. He is constantly steering the company towards success with his foresight, propelling it to unparalleled heights to cater global markets. Starting his business career at a young age, he quickly grasped fundamental business tactics. He is a master at team building, seamlessly bringing individuals together and orchestrating their collaborative brilliance. With expert guidance and unwavering support, he navigates them through challenges, ensuring success at every turn. His global travels provided insights into world standards of quality and safety, enabling him to constantly update himself with industry trends. Renowned for his humble demeanor, he boasts comprehensive expertise across all facets of his domain.

**Ankush Rewadia**  
Managing Director

Mr. Krishna Rewadia, A Dynamic Director whose youthful energy and strategic vision have revitalised the organisation's culture, fostering an environment of innovation and growth. With an unwavering commitment to continuous improvement and cutting-edge system implementation, our Director has propelled the company to new heights, achieving remarkable year-on-year increases in turnover through sheer determination and hard work. Backed by a robust educational background comprising a Diploma, B. Tech, and MBA in Business Development, He exemplifies the perfect fusion of academic excellence and hands-on expertise, inspiring confidence and driving success at every turn.

**Krishna Rewadia**  
Executive Director



# OUR CLIENTS





## WORLD-CLASS INFRASTRUCTURE TO CREATE CUTTING-EDGE PLAY ENVIRONMENT

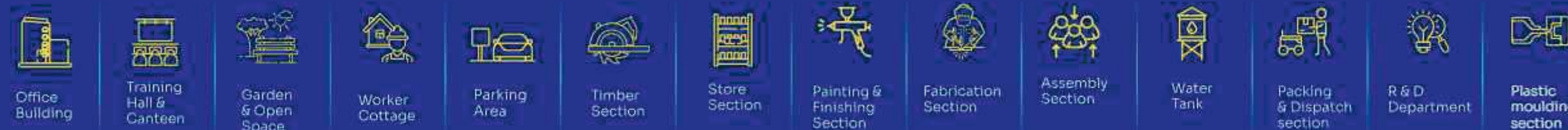
Replay specializes in innovative playground equipment for all ages. With two large plants spanning 4,37,000 sqft, 150+ automation tools, central design, R&D, and quality testing teams.

### PLANT 1

87000 Sqft. world class production base with Plastic moulding and 100 automations.

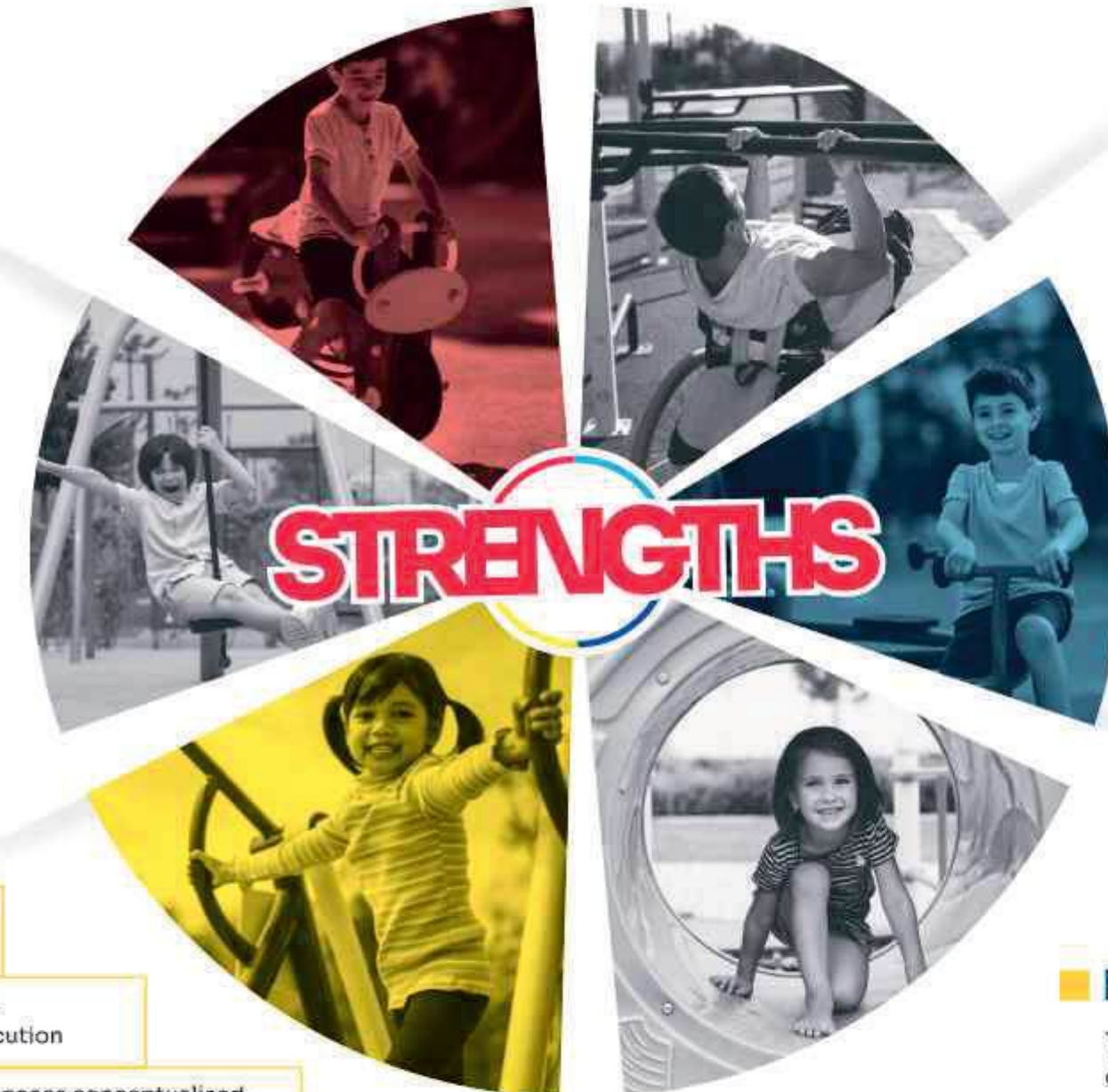
### PLANT 2

350000 Sqft. more than 150 automations with dedicated quality department.



## Vision

Our vision is to create a captivating world of play and fitness with our exceptional range of premium and state-of-the-art play and gym equipment. Our unwavering dream is to continue lead as the oldest and most esteemed play equipment provider, setting new benchmarks, as we inspire and march the nation towards holistic well-being.



The only brand with special focus on the needs of specially-abled children and children fitness equipments

Experience of over 30 years in the industry

A wide range of products with 500+ offerings

Offering end to end solutions - from conceptualisation to execution

Over 5000 play spaces conceptualised, designed and installed across India

World-class manufacturing base with over 150 automation equipment

## Mission

To offer children high quality and friendly environments where they can play and grow.

# Leading Innovation and Design

# PLAY EQUIPMENT FOR EVERY SECTORS

## Residential

We offer a range of play equipments that meet the needs to today's residential complexes. Our play equipments are safe, engaging, aesthetically superior and we offer a wide range for various age groups.

## Hotels & Resorts

Kid's play area is an integral part of most resorts and holiday destination hotels today. Our play equipment are designed to create a complete fun and frolicking time for kids during a family holiday.

## School

Our play equipment have been successfully installed at various prestigious educational institutions across various locations in India. These play equipments are designed to create a stimulating environment for children of all age groups.

## Public Park

Our play equipment are installed at various municipal and public parks for children to have a stimulating time from across age groups. We undertake end to end play environment creation and implementation for various large size municipal parks.

## Mall & Shopping Complex

Children need their own space and fun time in a mall, and our play equipment ensure hours of safe and fun-filled play time for children visiting a mall. With our vast range of offerings, various customizations are possible depending upon the space available at any location.

## Public Space

We have implemented our play equipment for various public spaces like airports, etc. Today, public spaces are increasingly aiming at providing a worth while experience to people and an area devoted for children's playtime is an added advantage.

## Healthcare Facility

Hospitals and other healthcare facilities catering to children are becoming vibrant and playful to create an appealing environment. Our kid's play equipment come in various combinations and size configurations to meet the specific needs of these facilities. Besides, we are the first ones in India to pioneer play equipment for disabled children.

## Recreation Club

Dedicated play space for kids is an important aspect to be considered in recreation clubs. We offer play equipment that are specially designed to allow children to play, engage and have their own leisure time while at the club.

A playground is where children practice vital life skills and that is why we have created a wide range of Outdoor Playground Equipment that benefit the children in the best possible experiences. These innovative, creative and safe play equipment pave way to environments that inspire a child's imagination, promote health and wellness.

Bring learning outdoor experience to your child and community with our list of comprehensive, unique and lasting child-friendly playground equipment.

# 5000+



## PLAY SERIES

- Hungama Multi Activity Play Series
- Multi Activity Play Series
- Adventure Play Series
- Challenging Play Series

- Premium Stand Alone
- Slide, Merry-Go-Round, Climber, See-saw, Rider, Swing



Scan this Code for Online Order

Series code  
**HM-01-RI**

Actual size (ft.)  
**42 X 36 X 23**

Minimum recommended area(ft.)  
**48 X 42 X 26**



**WOBBLE WORLD**



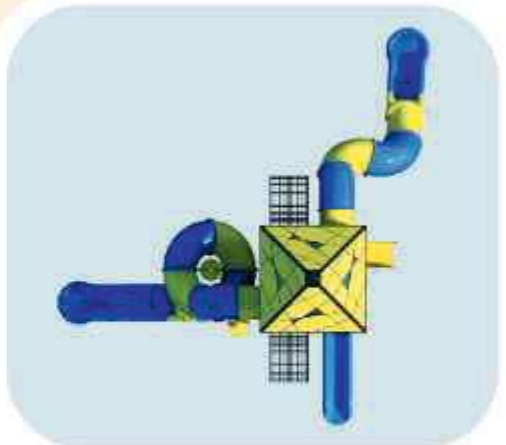
Series code  
**HM-02-RI**

Actual size (ft.)  
**36 X 26 X 23**

Minimum recommended area(ft.)  
**44 X 32 X 27**



**TRUMBLE TOWER**



Series code  
**HM-03-RI**

Actual size (ft.)  
**30 X 16 X 18**

Minimum recommended area(ft.)  
**36 X 22 X 24**



**PENCIL TOWER**



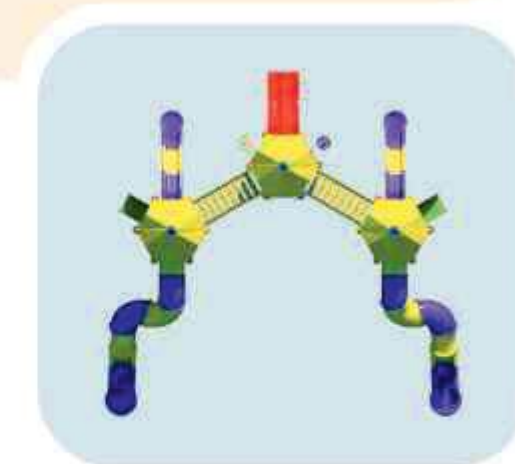
Series code  
**HM-04-RI**

Actual size (ft.)  
**44 X 34 X 18**

Minimum recommended area(ft.)  
**50 X 40 X 24**



**MULTI PENCIL TOWER**



Series code  
**HM-05-RI**

Actual size (ft.)  
**36 X 12 X 20**

Minimum recommended area(ft.)  
**42 X 18 X 24**

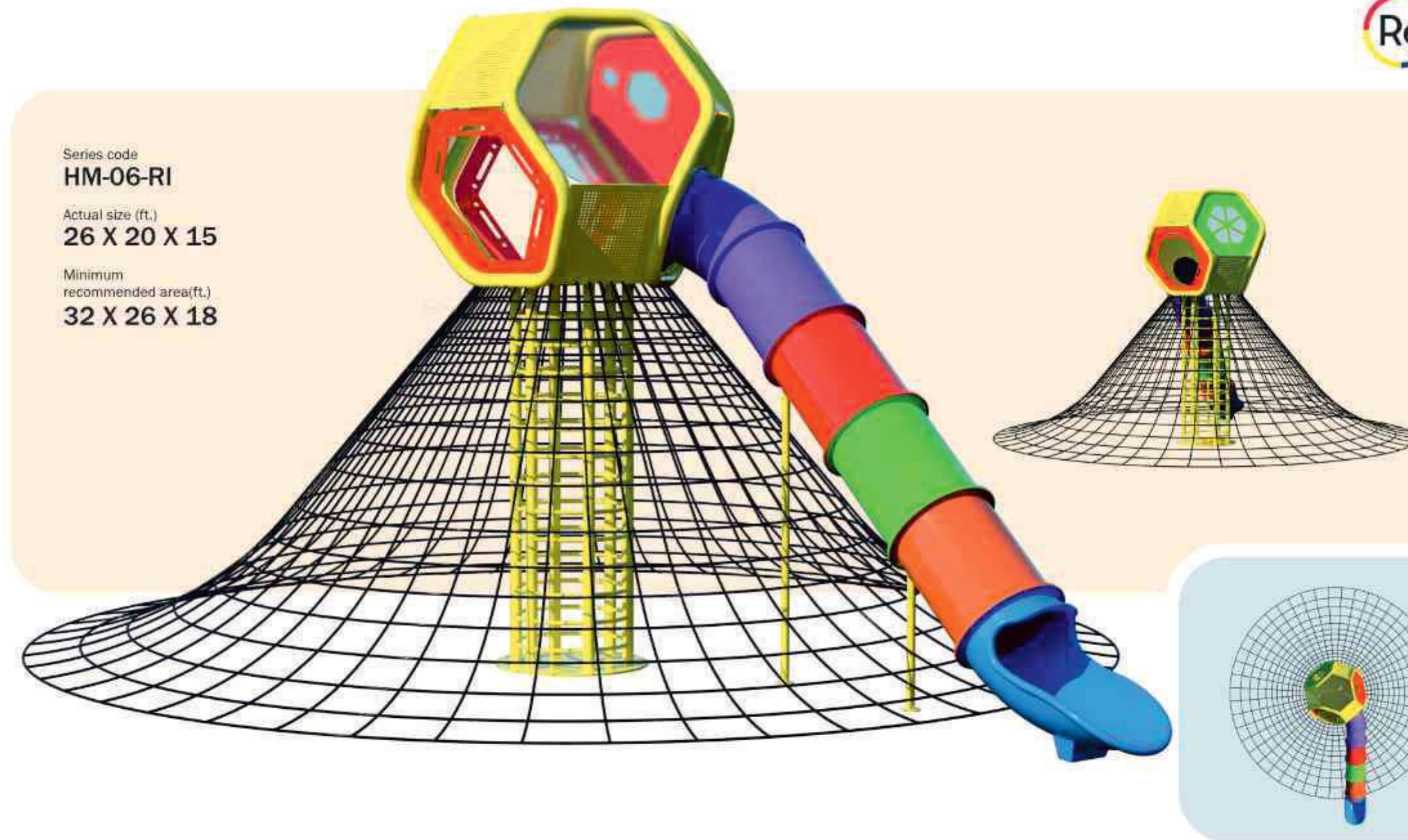


**TWISTY TOWER**

Series code  
**HM-06-RI**

Actual size (ft.)  
**26 X 20 X 15**

Minimum recommended area(ft.)  
**32 X 26 X 18**



**ZIP-A-DOODA**

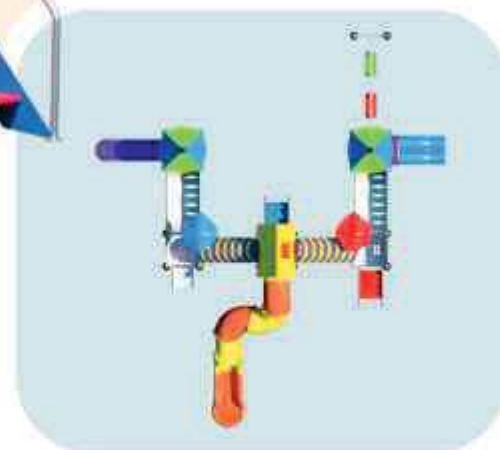
Series code  
**HM-07-RI**

Actual size (ft.)  
**40 X 36 X 17**

Minimum recommended area(ft.)  
**46 X 42 X 20**



**HOPPY HEAVEN**



[www.replayindia.com](http://www.replayindia.com)

TOLL FREE NUMBER **1800 2037 200**

**HUNGAMA**

MULTI ACTIVITY  
PLAY SERIES



Age Group Multiplayer Watch Free Less-Sharp Maintenance

Series code  
**HM-08-RI**

Actual size (ft.)  
**40 X 20 X 23**

Minimum recommended area(ft.)  
**48 X 26 X 33**



**HAPPY HARMONY HUB**



**HUNGAMA**

MULTI ACTIVITY  
PLAY SERIES



Age Group Multiplayer Watch Free Less-Sharp Maintenance

Follow us on:

Series code  
**HM-09-RI**

Actual size (ft.)  
**34 X 18 X 16**

Minimum recommended area(ft.)  
**40 X 24 X 22**




**CHUCKLE CIRCUS COMBO**



Series code  
**HM-10-RI**

Actual size (ft.)  
**24 X 10 X 16**

Minimum recommended area(ft.)  
**30 X 16 X 22**



**CASTLE TOWER**



Series code  
**HM-11-RI**

Actual size (ft.)  
**34 X 20 X 17**

Minimum recommended area(ft.)  
**40 X 26 X 20**



**BAMBOOZLE**



**JUNGLE RUMBLE**

Series code  
**HM-12-RI**

Actual size (ft.)  
**56 X 34 X 22**

Minimum recommended area(ft.)  
**62 X 40 X 25**





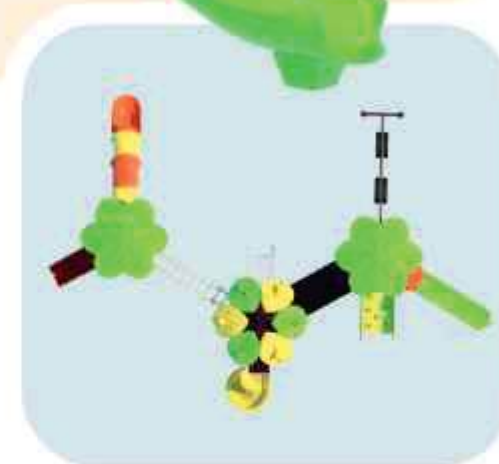
JUNGLE JESTER

Series code  
**HM-13-RI**  
Actual size (ft.)  
**34 X 20 X 15**  
Minimum recommended area(ft.)  
**40 X 26 X 18**



JUNGLE JUNGLE

Series code  
**HM-14-RI**  
Actual size (ft.)  
**46 X 20 X 15**  
Minimum recommended area(ft.)  
**52 X 26 X 18**





TREASURE ISLAND

Series code  
HM-15-RI

Actual size (ft.)  
92 X 42 X 23

Minimum  
recommended area(ft.)  
100 X 48 X 25



JUNGLE JAMBOREE

Series code  
HM-16-RI

Actual size (ft.)  
36 X 28 X 18

Minimum  
recommended area(ft.)  
40 X 34 X 21



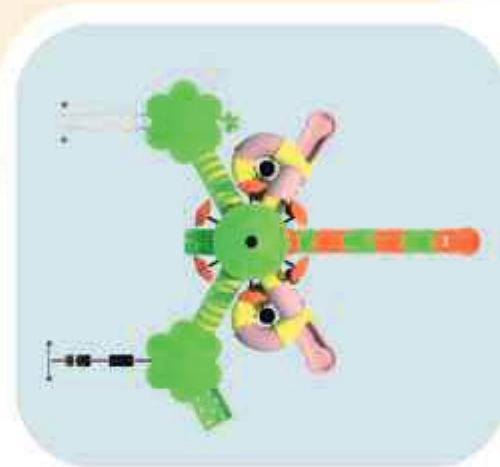
Series code  
**HM-17-RI**

Actual size (ft.)  
**40 x 35 x 17**

Minimum  
recommended area(ft.)  
**46 x 41 x 18**



TREE HOUSE



**HUNGAMA**  
MULTI ACTIVITY  
PLAY SERIES



www.replayindia.com

TOLL FREE NUMBER **1800 2037 200**



MULTI ACTIVITY  
PLAY SERIES



Scan this Code  
for Online Order

Follow us on:

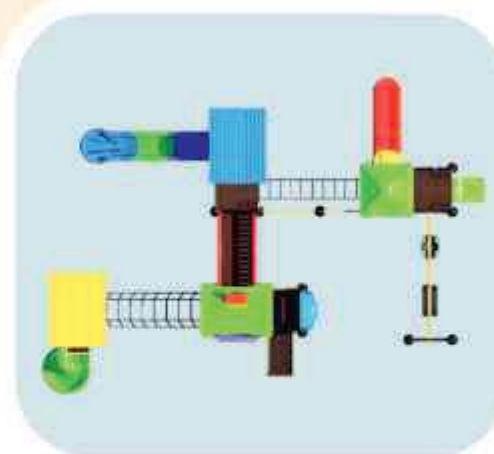


LAUGHTER LAND

Series code  
**MP-01-RI**

Actual size (ft.)  
**32 X 28 X 14**

Minimum recommended area(ft.)  
**38 X 32 X 16**



GIGGLE GALAXY

Series code  
**MP-02-RI**

Actual size (ft.)  
**32 X 34 X 14**

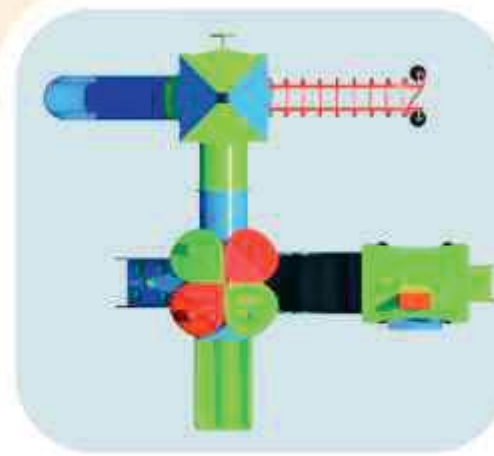
Minimum recommended area(ft.)  
**38 X 40 X 16**





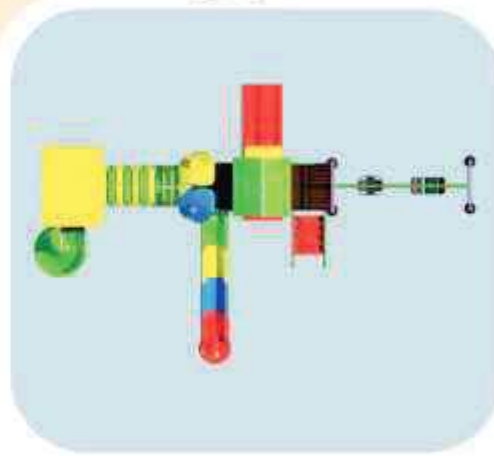
HAPPY HARBOR

Series code  
**MP-03-RI**  
Actual size (ft.)  
**26 X 26 X 12**  
Minimum  
recommended area(ft.)  
**32 X 32 X 15**



FUNLAND FUSION

Series code  
**MP-04-RI**  
Actual size (ft.)  
**36 X 26 X 16**  
Minimum  
recommended area(ft.)  
**42 X 32 X 16**





CHUCKLE BRIDGE

Series code  
MP-05-RI

Actual size (ft.)  
50 X 20 X 16

Minimum recommended area(ft.)  
56 X 26 X 18



www.replayindia.com

TOLL FREE NUMBER 1800 2037 200



PLAYTIME PALS

Series code  
MP-06-RI

Actual size (ft.)  
20 X 16 X 10

Minimum recommended area(ft.)  
26 X 22 X 12





WACKY WIZARD

Series code  
MP-07-RI

Actual size (ft.)  
22 X 18 X 10

Minimum recommended area(ft.)  
28 X 24 X 12

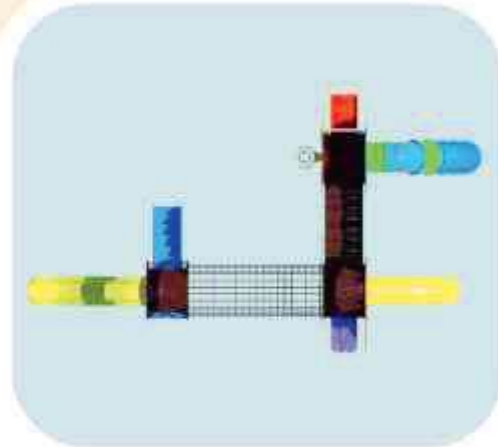


PLAYFUL PANDA

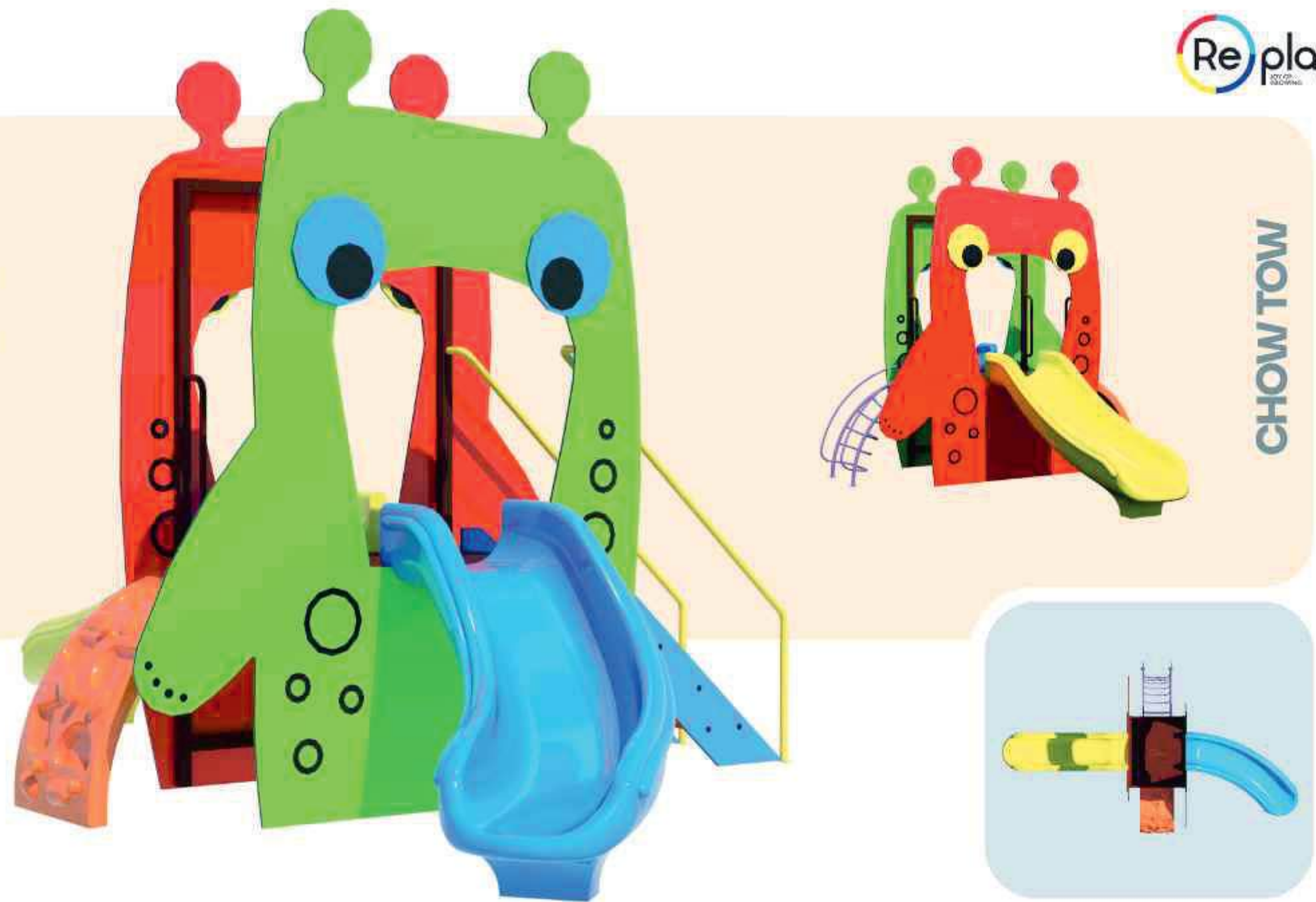
Series code  
MP-08-RI

Actual size (ft.)  
30 X 22 X 12

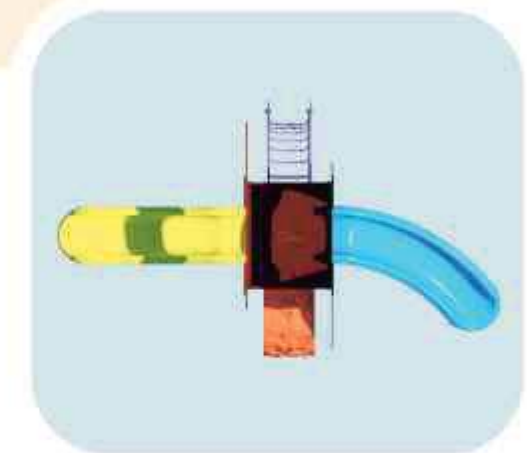
Minimum recommended area(ft.)  
36 X 28 X 15



Series code  
**MP-09-RI**  
Actual size (ft.)  
**18 X 12 X 10**  
Minimum recommended area(ft.)  
**24 X 18 X 12**

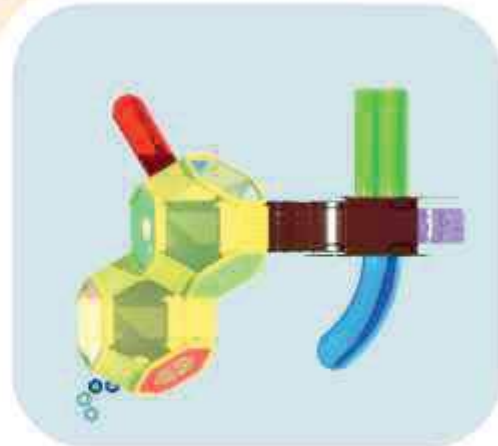


**CHOW TOW**



**JOLLY JOSTLE**

Series code  
**MP-10-RI**  
Actual size (ft.)  
**24 X 24 X 12**  
Minimum recommended area(ft.)  
**30 X 30 X 15**



**MULTI ACTIVITY**



[www.replayindia.com](http://www.replayindia.com)

TOLL FREE NUMBER **1800 2037 200**

PLAY SERIES

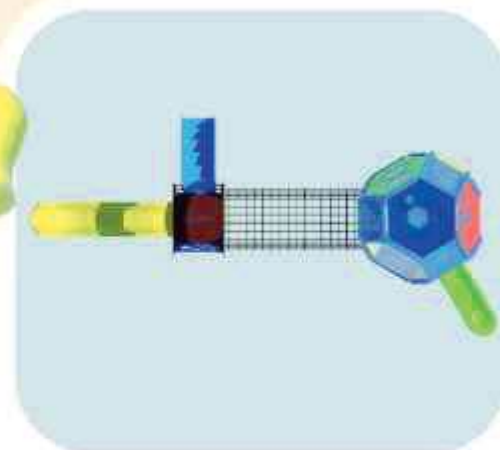
**MULTI ACTIVITY**



Follow us on:



TEETER TANGO



Series code  
**MP-11-RI**

Actual size (ft.)  
**30 X 12 X 12**

Minimum recommended area(ft.)  
**36 X 18 X 15**

**MULTI ACTIVITY**  
PLAY SERIES



[www.replayindia.com](http://www.replayindia.com)

TOLL FREE NUMBER **1800 2037 200**



FANCY FRENZY



Series Code  
**MP-12-RI**

Actual size (ft.)  
**40 X 24 X 12**

Minimum recommended area(ft.)  
**46 X 30 X 15**



**MULTI ACTIVITY**  
PLAY SERIES




Follow us on:

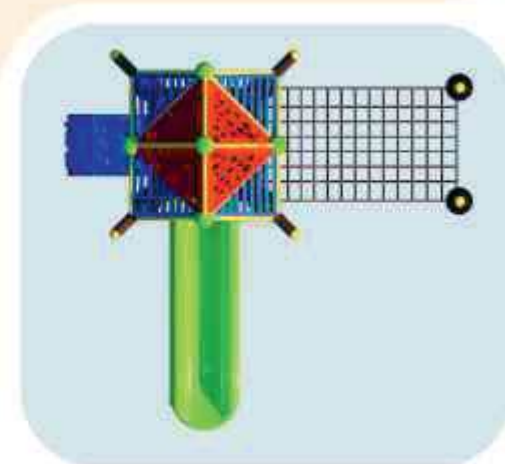
Series code  
**MP-13-RI**

Actual size (ft.)  
**16 X 12 X 10**

Minimum recommended area(ft.)  
**22 X 18 X 12**



**MINI MUNCHKIN**



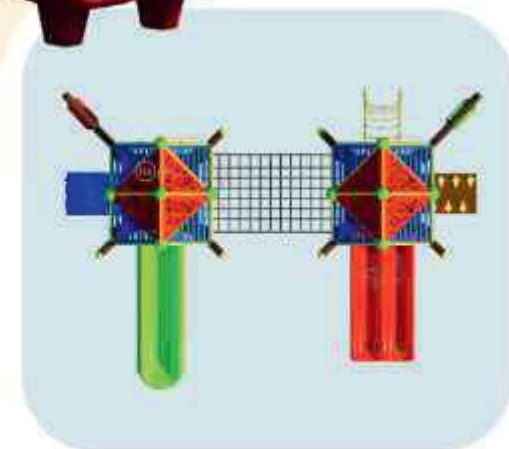
Series code  
**MP-14-RI**

Actual size (ft.)  
**24 X 22 X 10**

Minimum recommended area(ft.)  
**30 X 28 X 12**



**ANDY PANDY**



**MULTI ACTIVITY**



PLAY SERIES

[www.replayindia.com](http://www.replayindia.com)

TOLL FREE NUMBER **1800 2037 200**

**MULTI ACTIVITY**



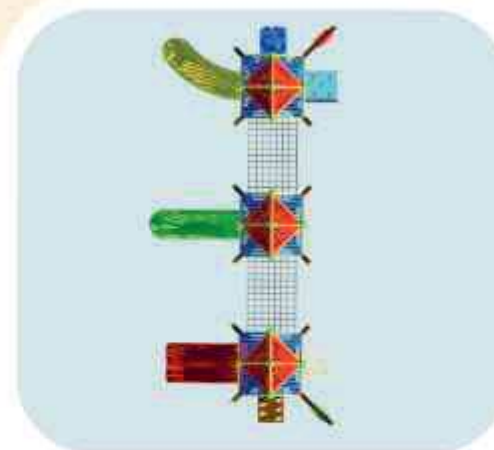
PLAY SERIES

Follow us on:



**STYLISH SQUAD**

Series code  
**MP-15-RI**  
Actual size (ft.)  
**48 X 22 X 10**  
Minimum recommended area(ft.)  
**52 X 28 X 12**



[www.replayindia.com](http://www.replayindia.com)

TOLL FREE NUMBER **1800 2037 200**

**MULTI ACTIVITY**



Age Group Multiplayer Watch Free Less Sharp Maintenance

PLAY SERIES



**POGO POP**

Series code  
**MP-16-RI**  
Actual size (ft.)  
**18 X 12 X 6**  
Minimum recommended area(ft.)  
**34 X 18 X 10**



**MULTI ACTIVITY**



Age Group Multiplayer Watch Free Less Sharp Maintenance

PLAY SERIES

Follow us on:

Series code  
**MP-17-RI**

Actual size (ft.)  
**20 X 12 X 8**

Minimum  
recommended area(ft.)  
**26 X 18 X 12**



**DINO'S DEN**



Series code  
**MP-18-RI**

Actual size (ft.)  
**34 X 20 X 12**

Minimum  
recommended area(ft.)  
**40 X 26 X 12**



**SCOOBY DOO**



**MULTI ACTIVITY**



Age Group Multiplayer Watch Free Less Sharp Maintenance

[www.replayindia.com](http://www.replayindia.com)

TOLL FREE NUMBER **1800 2037 200**

PLAY SERIES

**MULTI ACTIVITY**



Age Group Multiplayer Watch Free Less Sharp Maintenance

Follow us on:



**RADIANT RUMBLE**

Series code  
**MP-19-RI**

Actual size (ft.)  
**46 X 16 X 12**

Minimum recommended area(ft.)  
**52 X 22 X 14**



[www.replayindia.com](http://www.replayindia.com)

TOLL FREE NUMBER **1800 2037 200**

**MULTI ACTIVITY**  
PLAY SERIES

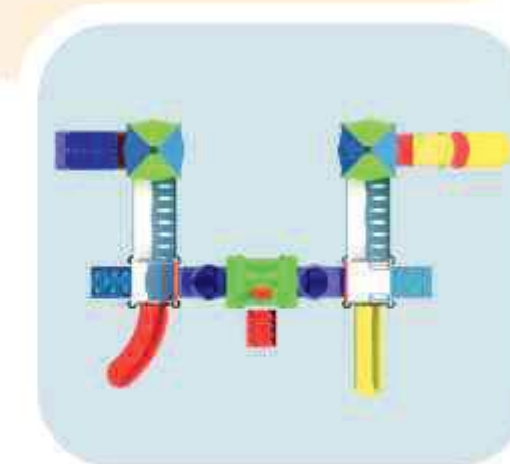


**TARRAM TOO**

Series code  
**MP-20-RI**

Actual size (ft.)  
**32 X 22 X 12**

Minimum recommended area(ft.)  
**38 X 28 X 15**



**MULTI ACTIVITY**  
PLAY SERIES




Follow us on:



**CHUCKLE CARNIVAL**

Series code  
**MP-21-RI**  
Actual size (ft.)  
**42 X 24 X 16**  
Minimum recommended area(ft.)  
**48 X 30 X 18**



[www.replayindia.com](http://www.replayindia.com)

TOLL FREE NUMBER **1800 2037 200**

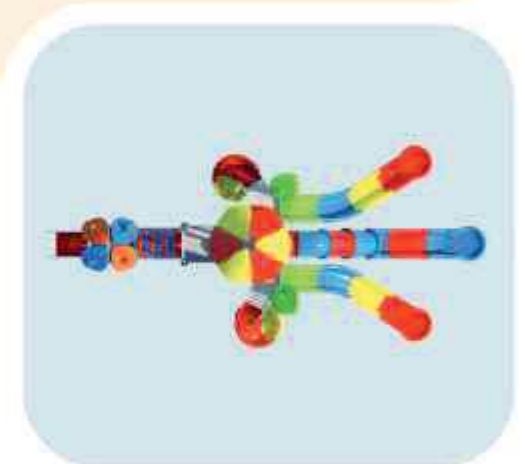
**MULTI ACTIVITY**  
PLAY SERIES

- 5+
- 
- 
- 
- 



**WHIMSY WONDERLAND**

Series code  
**MP-22-RI**  
Actual size (ft.)  
**40 X 28 X 18**  
Minimum recommended area(ft.)  
**46 X 34 X 20**



**MULTI ACTIVITY**  
PLAY SERIES

- 5+
- 
- 
- 
- 

Follow us on:



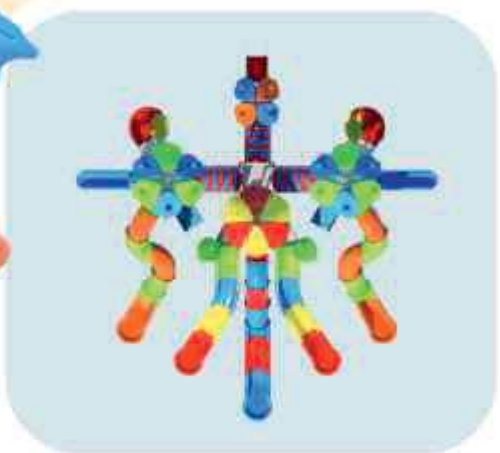
Series code  
**MP-23-RI**

Actual size (ft.)  
**44 X 38 X 22**

Minimum recommended area(ft.)  
**50 X 34 X 28**



**INFINITY HUB**



Series code  
**MP-24-RI**

Actual size (ft.)  
**40 X 28 X 18**

Minimum recommended area(ft.)  
**46 X 34 X 20**



**CHEERFUL CARNIVAL**

**MULTI ACTIVITY**



[www.replayindia.com](http://www.replayindia.com)

TOLL FREE NUMBER **1800 2037 200**

PLAY SERIES

**MULTI ACTIVITY**



Follow us on:



SAFARI STATION

Series code  
MP-25-RI

Actual size (ft.)  
40 X 24 X 18

Minimum recommended area (ft.)  
46 X 30 X 20



**MULTI ACTIVITY**



Age Group Multiplayer Watch Free Less Sharp Maintenance

[www.replayindia.com](http://www.replayindia.com)

TOLL FREE NUMBER 1800 2037 200

PLAY SERIES



SUNNY SYMPHONY

Series code  
MP-26-RI

Actual size (ft.)  
42 X 22 X 18

Minimum recommended area (ft.)  
48 X 28 X 20



**MULTI ACTIVITY**



Age Group Multiplayer Watch Free Less Sharp Maintenance

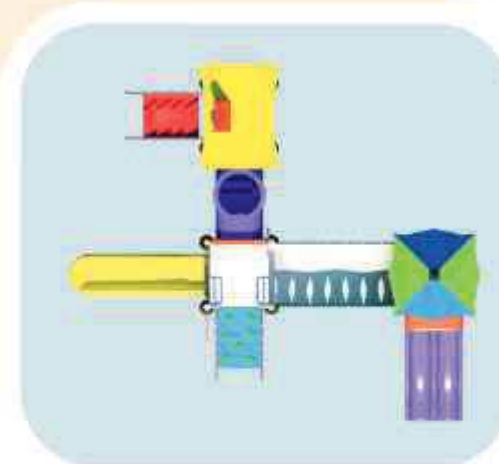
PLAY SERIES

Follow us on:



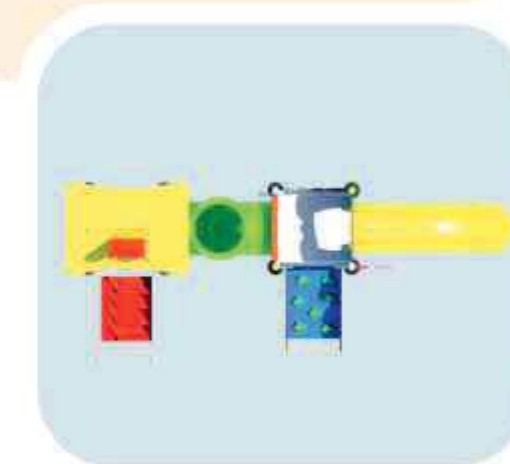
FUNPLEX JUNCTION

Series code  
**MP-27-RI**  
Actual size (ft.)  
**24 X 16 X 12**  
Minimum recommended area(ft.)  
**30 X 22 X 14**



DIZZY DANGLER

Series code  
**MP-28-RI**  
Actual size (ft.)  
**20 X 8 X 12**  
Minimum recommended area(ft.)  
**26 X 14 X 14**





PLAYFUL PALACE

Series code  
**MP-29-RI**  
Actual size (ft.)  
**36 X 28 X 14**  
Minimum recommended area(ft.)  
**40 X 34 X 16**



[www.replayindia.com](http://www.replayindia.com)

TOLL FREE NUMBER **1800 2037 200**

**MULTI ACTIVITY**  
PLAY SERIES



SERENITY STORM

Series code  
**MP-30-RI**  
Actual size (ft.)  
**54 X 20 X 14**  
Minimum recommended area(ft.)  
**60 X 26 X 16**



**MULTI ACTIVITY**  
PLAY SERIES

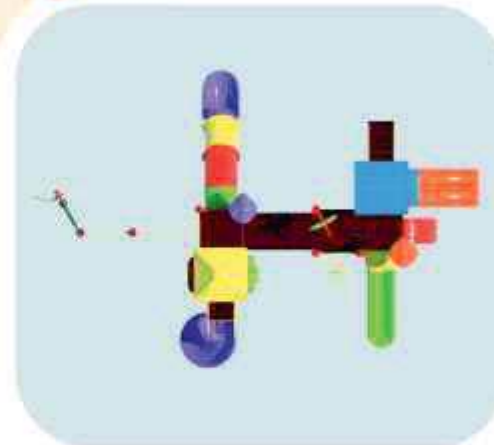


Follow us on:



HARMONY HEAVEN

Series code  
**MP-31-RI**  
Actual size (ft.)  
**24 X 22 X 12**  
Minimum recommended area(ft.)  
**30 X 28 X 14**



FUN-TASTIC FIESTA

Series code  
**MP-32-RI**  
Actual size (ft.)  
**28 X 20 X 14**  
Minimum recommended area(ft.)  
**34 X 26 X 16**




Series code  
**MP-33-RI**

Actual size (ft.)  
**22 X 12 X 14**

Minimum recommended area(ft.)  
**28 X 18 X 16**



**JU-JU LAND**



[www.replayindia.com](http://www.replayindia.com)

TOLL FREE NUMBER **1800 2037 200**

**MULTI ACTIVITY**



PLAY SERIES

Series code  
**MP-34-RI**

Actual size (ft.)  
**24 X 18 X 14**

Minimum recommended area(ft.)  
**30 X 32 X 16**



**FUNKY FRENZY**



Follow us on:

**MULTI ACTIVITY**

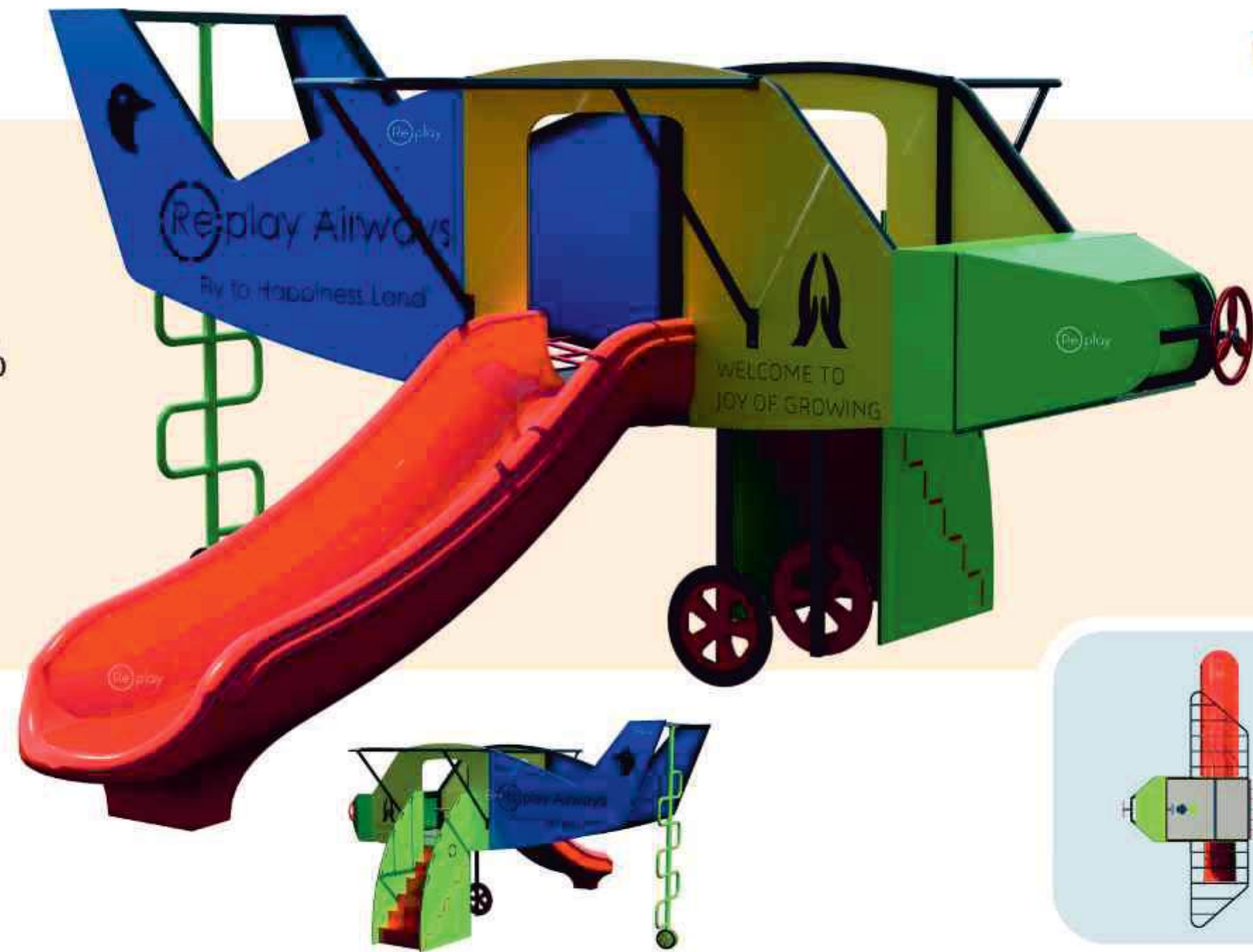


PLAY SERIES

Series code  
**MP-35-RI**

Actual size (ft.)  
**12 X 12 X 7**

Minimum recommended area(ft.)  
**18 X 18 X 10**



**JET JESTER**

Series code  
**MP-36-RI**

Actual size (ft.)  
**14 X 8 X 6**

Minimum recommended area(ft.)  
**20 X 14 X 8**



**FIRE BRIGADE RIDE**

**MULTI ACTIVITY**



Age Group Multiplayer Watch Free Less Sharp Maintenance

[www.replayindia.com](http://www.replayindia.com)

TOLL FREE NUMBER **1800 2037 200**

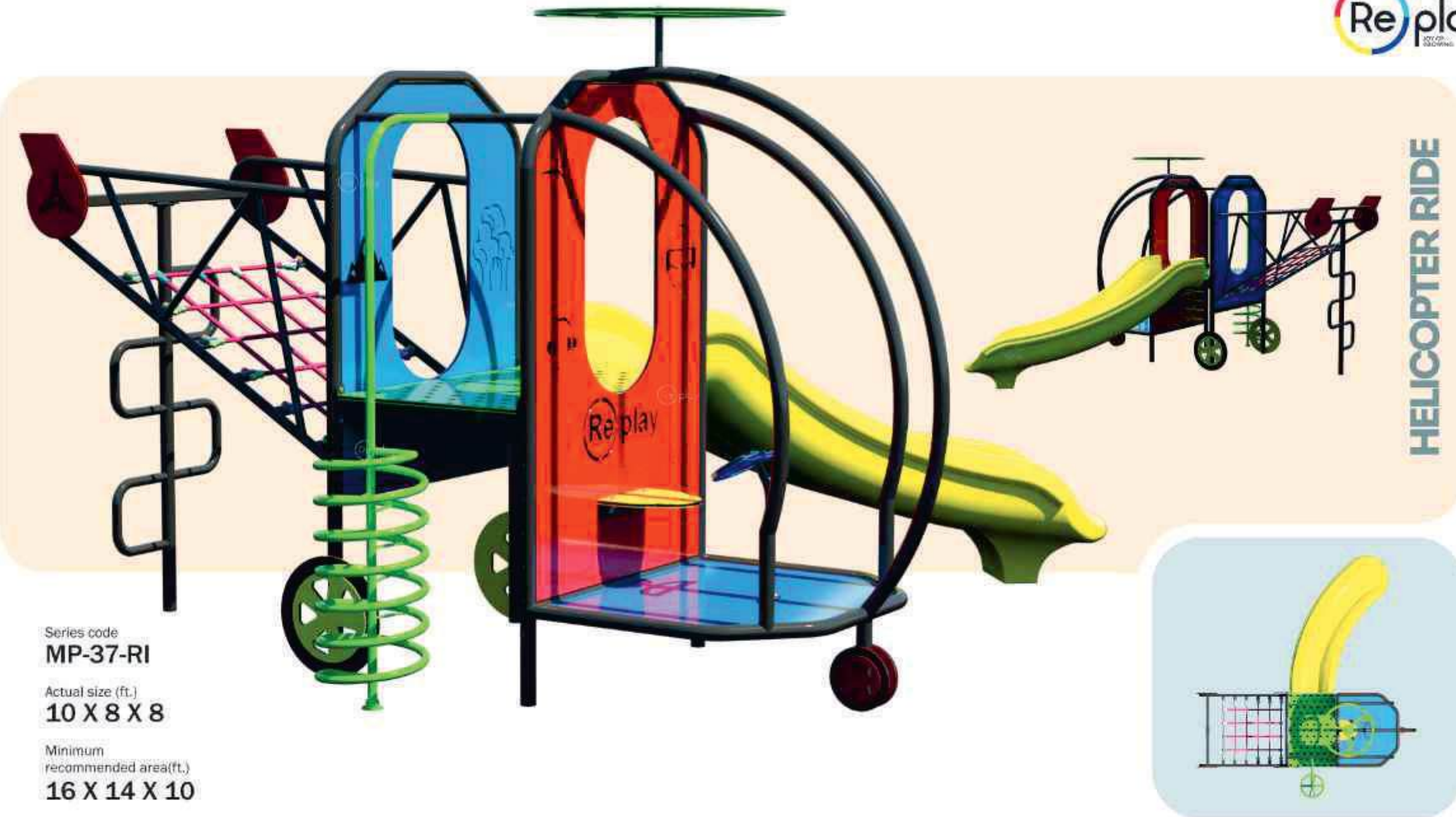
PLAY SERIES

**MULTI ACTIVITY**

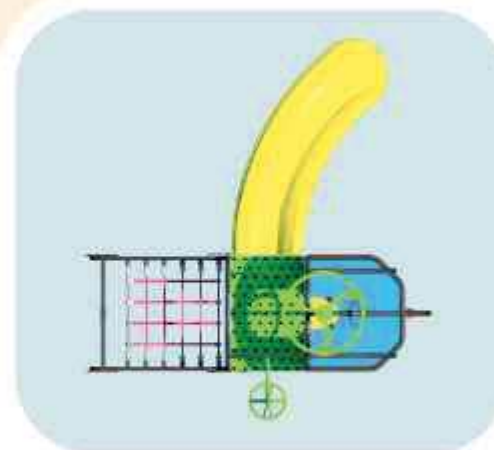


Age Group Multiplayer Watch Free Less Sharp Maintenance

Follow us on:



HELICOPTER RIDE



Series code  
**MP-37-RI**

Actual size (ft.)  
**10 X 8 X 8**

Minimum recommended area(ft.)  
**16 X 14 X 10**

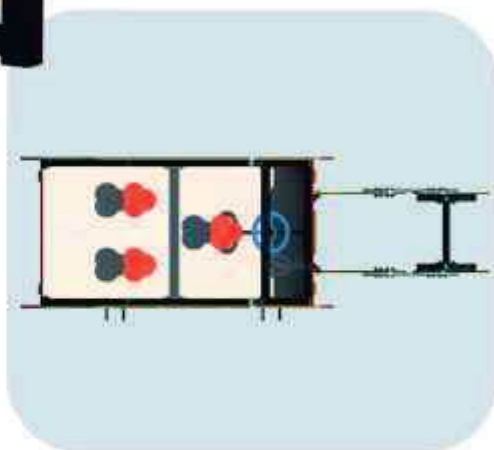
[www.replayindia.com](http://www.replayindia.com)

TOLL FREE NUMBER **1800 2037 200**

**MULTI ACTIVITY**  
PLAY SERIES



JUMBO JCB



Series code  
**MP-38-RI**


Actual size (ft.)  
**14 X 5 X 6**

Minimum recommended area(ft.)  
**20 X 10 X 8**

**MULTI ACTIVITY**  
PLAY SERIES



Follow us on:

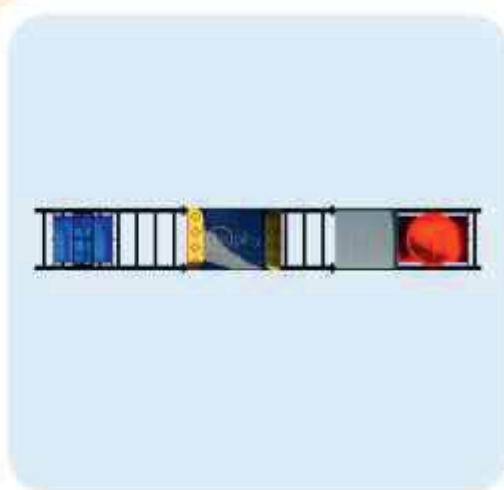


**BUMPER BUGGY**

Series code  
**MP-39-RI**

Actual size (ft.)  
**20 X 3 X 6**

Minimum recommended area(ft.)  
**26 X 10 X 8**




**RAIL JUNCTION**

Series code  
**MP-40-RI**

Actual size (ft.)  
**6 X 3 X 5**

Minimum recommended area(ft.)  
**12 X 9 X 8**




**CHEERFUL CRUISER**

Series code  
**MP-41-RI**

Actual size (ft.)  
**44 X 24 X 12**

Minimum recommended area(ft.)  
**50 X 30 X 14**





CLOUD CRAZINESS CARNIVAL

Series code  
**MP-42-RI**  
Actual size (ft.)  
**34 X 26 X 14**  
Minimum recommended area(ft.)  
**40 X 30 X 16**



**MULTI ACTIVITY**



PLAY SERIES

[www.replayindia.com](http://www.replayindia.com)

TOLL FREE NUMBER **1800 2037 200**

# COMPACT

PLAY SERIES



Scan this Code for Online Order



TINYTREK MULTIPLAY

Series code  
**MP-01-CP**  
Actual size (ft.)  
**31 X 24 X 11**  
Minimum recommended area(ft.)  
**37 X 30 X 13**



PLAYNEST MINI


Series code  
**MP-02-CP**  
Actual size (ft.)  
**26 X 21 X 12**  
Minimum recommended area(ft.)  
**32 X 27 X 14**





MINIMARVEL PLAYSET

Series code  
**MP-03-CP**  
Actual size (ft.)  
**40 X 24 X 12**  
Minimum recommended area(ft.)  
**46 X 30 X 14**



JOYJUNGLE COMPACT

Series code  
**MP-04-CP**  
Actual size (ft.)  
**36 X 20 X 12**  
Minimum recommended area(ft.)  
**42 X 26 X 14**





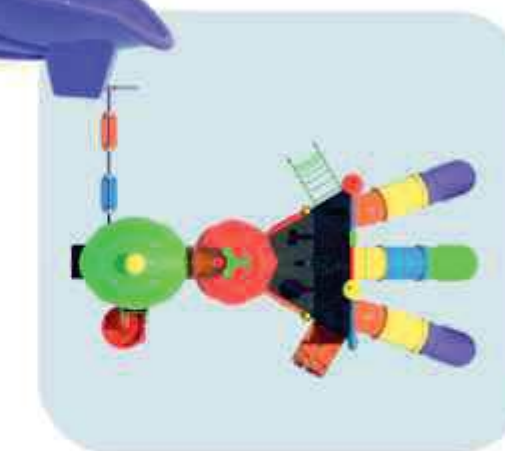
LITTLE EXPLORERS HUB

Series code  
**MP-05-CP**  
Actual size (ft.)  
**34 X 20 X 11**  
Minimum recommended area(ft.)  
**40 X 26 X 13**



KIDDIEQUEST MULTIPLAY

Series code  
**MP-06-CP**  
Actual size (ft.)  
**24 X 20 X 11**  
Minimum recommended area(ft.)  
**30 X 26 X 13**





Series code  
**MP-07-CP**

Actual size (ft.)  
**21 X 21 X 11**

Minimum recommended area(ft.)  
**27 X 27 X 13**



MINIPLAY KINGDOM



**COMPACT**  
PLAY SYSTEMS



[www.replayindia.com](http://www.replayindia.com)


TOLL FREE NUMBER **1800 2037 200**



Series code  
**MP-08-CP**

Actual size (ft.)  
**27 X 20 X 11**

Minimum recommended area(ft.)  
**33 X 26 X 13**



FUNSPROUT STATION

**COMPACT**  
PLAY SYSTEMS




Follow us on:



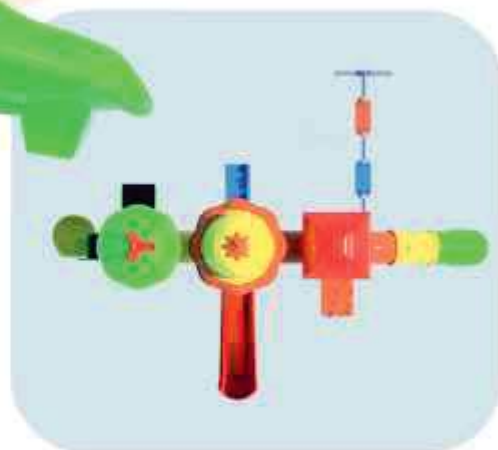
TOTTOWN ADVENTURE

Series code  
**MP-09-CP**  
Actual size (ft.)  
**26 X 20 X 12**  
Minimum recommended area(ft.)  
**32 X 26 X 14**



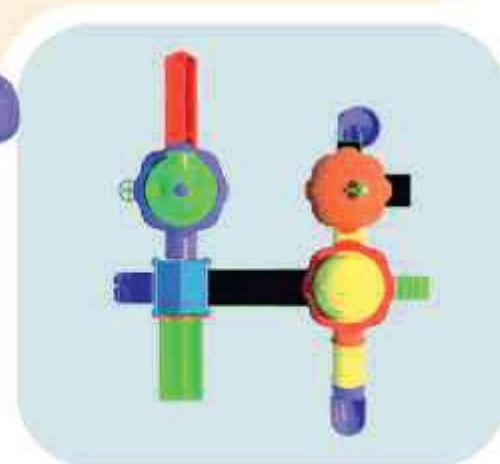
LIL PLAYWORLD

Series code  
**MP-10-CP**  
Actual size (ft.)  
**26 X 20 X 11**  
Minimum recommended area(ft.)  
**32 X 26 X 13**





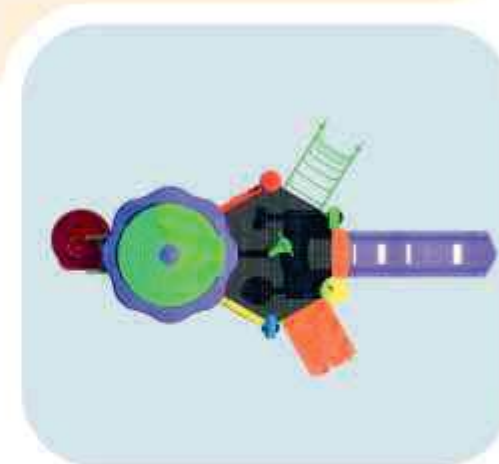
HAPPYHIVE MULTIPLY



Series code  
**MP-11-CP**  
Actual size (ft.)  
**22 X 22 X 12**  
Minimum recommended area(ft.)  
**28 X 28 X 14**



JUNIOR JUMPERS HUB

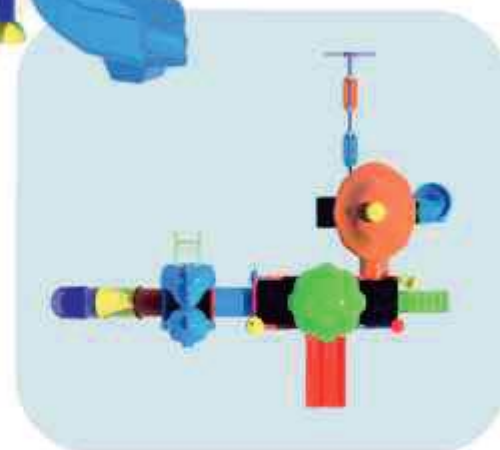


Series code  
**MP-12-CP**  
Actual size (ft.)  
**20 X 12 X 12**  
Minimum recommended area(ft.)  
**26 X 18 X 14**

Series code  
**MP-13-CP**  
Actual size (ft.)  
**24 X 22 X 12**  
Minimum  
recommended area(ft.)  
**30 X 28 X 14**



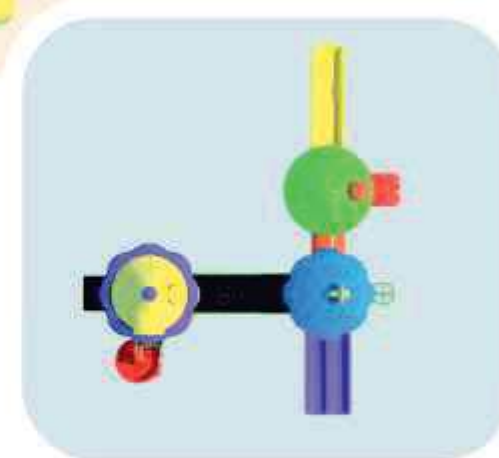
WONDERTOTS PLAY



Series code  
**MP-14-CP**  
Actual size (ft.)  
**21 X 18 X 12**  
Minimum  
recommended area(ft.)  
**27 X 24 X 14**



LITTLE LEGENDS PARK





SNAPPY PLAY ZONE

Series code  
**MP-15-CP**  
Actual size (ft.)  
**35 X 12 X 12**  
Minimum recommended area(ft.)  
**41 X 18 X 14**



KIDDIE KINGDOM  
COMPACT

Series code  
**MP-16-CP**  
Actual size (ft.)  
**25 X 12 X 11**  
Minimum recommended area(ft.)  
**31 X 18 X 13**





**PINT SIZED PLAYLAND**

Series code  
**MP-17-CP**

Actual size (ft.)  
**20 X 12 X 11**

Minimum recommended area(ft.)  
**26 X 18 X 13**



**SMILEYLAND MULTIPLAY**

Series code  
**MP-18-CP**

Actual size (ft.)  
**18 X 14 X 11**

Minimum recommended area(ft.)  
**24 X 20 X 13**




**TWINKLE TOTS PARK**

Series code  
**MP-19-CP**

Actual size (ft.)  
**18 X 06 X 11**

Minimum recommended area(ft.)  
**24 X 12 X 13**




**GIGGLEGROUNDS**

Series code  
**MP-20-CP**

Actual size (ft.)  
**20 X 06 X 11**

Minimum recommended area(ft.)  
**26 X 12 X 13**



**COMPACT**

PLAY SYSTEMS



www.replayindia.com

TOLL FREE NUMBER **1800 2037 200**

**COMPACT**

PLAY SYSTEMS



Follow us on:




**SPROUTPLAY STATION**

Series code  
**MP-21-CP**

Actual size (ft.)  
**20 X 09 X 11**

Minimum recommended area(ft.)  
**26 X 15 X 13**




**TUMBLETYKES COMPACT**

Series code  
**MP-22-CP**

Actual size (ft.)  
**24 X 15 X 11**

Minimum recommended area(ft.)  
**30 X 21 X 13**



**TODDLELAND FUNHOUSE**

Series code  
**MP-23-CP**

Actual size (ft.)  
**21 X 06 X 11**

Minimum recommended area(ft.)  
**27 X 12 X 13**



**JOYDOTS PLAYGROUND**

Series code  
**MP-24-CP**

Actual size (ft.)  
**18 X 09 X 12**

Minimum recommended area(ft.)  
**24 X 15 X 14**





**MINIMAZE MULTIPLAY**

Series code  
**MP-25-CP**

Actual size (ft.)  
**20 X 20 X 11**

Minimum recommended area(ft.)  
**26 X 26 X 13**



**LITTLE WHIZ ADVENTURE**

Series code  
**MP-26-CP**

Actual size (ft.)  
**18 X 15 X 11**

Minimum recommended area(ft.)  
**24 X 21 X 13**



**JUNIOR JAMBOREE MINI**

Series code  
**MP-27-CP**

Actual size (ft.)  
**21 X 15 X 11**

Minimum recommended area(ft.)  
**27 X 21 X 13**



**DREAMPLAY COMPACT**

Series code  
**MP-28-CP**

Actual size (ft.)  
**15 X 06 X 11**

Minimum recommended area(ft.)  
**21 X 12 X 13**






**SMALLSTEPS MULTIPLAY**

Series code  
**MP-29-CP**

Actual size (ft.)  
**18 X 16 X 11**

Minimum recommended area(ft.)  
**24 X 22 X 13**

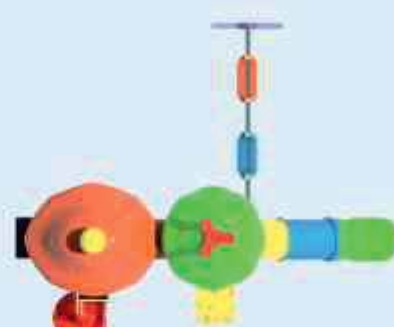


**KIDDIECLOUD PLAYZONE**

Series code  
**MP-30-CP**

Actual size (ft.)  
**18 X 17 X 11**

Minimum recommended area(ft.)  
**24 X 23 X 13**




**COLORBURST PLAY**

Series code  
**MP-31-CP**

Actual size (ft.)  
**15 X 15 X 11**

Minimum recommended area(ft.)  
**21 X 21 X 13**



**MINIRAINBOW LAND**

Series code  
**MP-32-CP**

Actual size (ft.)  
**19 X 18 X 11**

Minimum recommended area(ft.)  
**25 X 24 X 13**





**TINYTWILIGHT PLAY**

Series code  
**MP-33-CP**

Actual size (ft.)  
**19 X 18 X 12**

Minimum recommended area(ft.)  
**25 X 24 X 14**

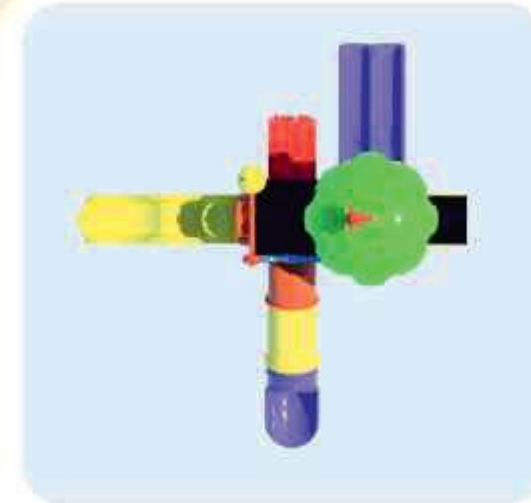


**MINIMURAL FUNHOUSE**

Series code  
**MP-34-CP**

Actual size (ft.)  
**15 X 15 X 11**

Minimum recommended area(ft.)  
**21 X 21 X 13**



**TINYCANVAS PLAYGROUND**

Series code  
**MP-35-CP**

Actual size (ft.)  
**14 X 09 X 11**

Minimum recommended area(ft.)  
**20 X 15 X 13**



**PLAYPOPS ADVENTURE**

Series code  
**MP-36-CP**

Actual size (ft.)  
**18 X 18 X 11**

Minimum recommended area(ft.)  
**24 X 24 X 13**






LIL' PLAYHOUSE

Series code  
**MP-37-CP**

Actual size (ft.)  
**22 X 10 X 11**

Minimum recommended area(ft.)  
**28 X 16 X 13**

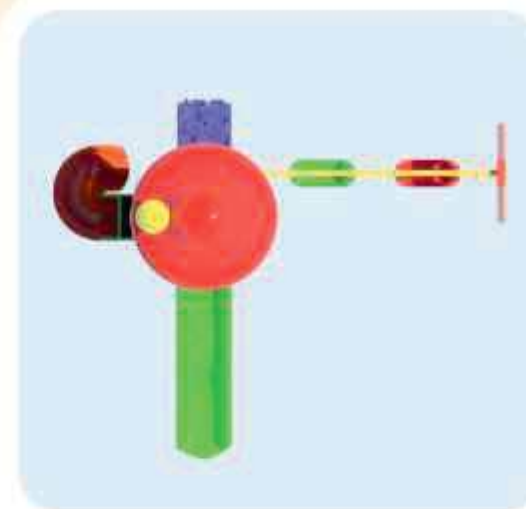


SMALL WONDER PLAY

Series code  
**MP-38-CP**

Actual size (ft.)  
**16 X 15 X 11**

Minimum recommended area(ft.)  
**22 X 21 X 13**

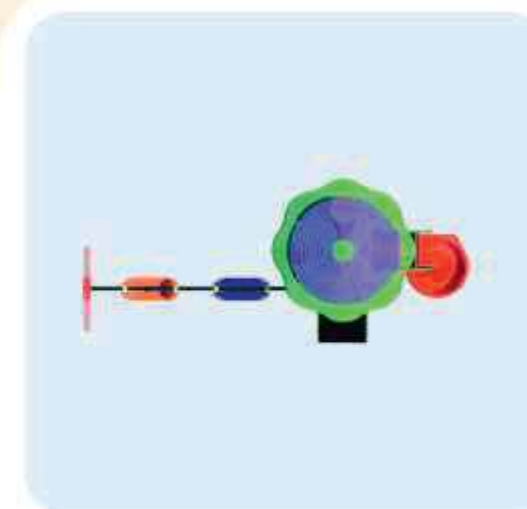


MINIMATES MULTIPLAY

Series code  
**MP-39-CP**

Actual size (ft.)  
**16 X 07 X 11**

Minimum recommended area(ft.)  
**22 X 13 X 13**



TOTOPLAYHOUSE

Series code  
**MP-40-CP**

Actual size (ft.)  
**10 X 12 X 11**

Minimum recommended area(ft.)  
**16 X 18 X 13**



Series code  
**CP-01-SL**

Actual size (ft.)  
**09 X 05 X 08**

Minimum  
recommended area(ft.)  
**15 X 11 X 11**



**MINI SPIRAL SLIDE**

Series code  
**CP-02-SL**

Actual size (ft.)  
**07 X 04 X 06**

Minimum  
recommended area(ft.)  
**13 X 10 X 10**



**MICRO SPIRAL SLIDE**

Series code  
**CP-05-SL**

Actual size (ft.)  
**10 X 04 X 06**

Minimum  
recommended area(ft.)  
**16 X 10 X 08**



**MINI TUBE SLIDE TRUNK**

Series code  
**CP-06-SL**

Actual size (ft.)  
**10 X 04 X 06**

Minimum  
recommended area(ft.)  
**16 X 10 X 08**

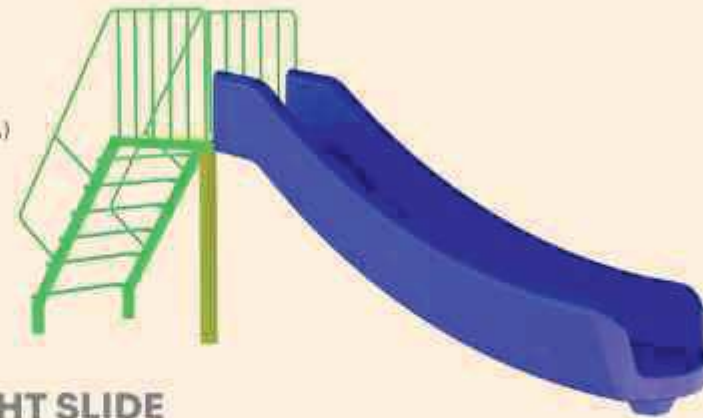


**MINI TUBE SLIDE HOUSE**

Series code  
**CP-03-SL**

Actual size (ft.)  
**09 X 02 X 05**

Minimum  
recommended area(ft.)  
**15 X 07 X 08**



**MINI STRAIGHT SLIDE**

Series code  
**CP-04-SL**

Actual size (ft.)  
**10 X 02 X 05**

Minimum  
recommended area(ft.)  
**16 X 08 X 08**



**MINI WAVE SLIDE**

Series code  
**CP-07-MGR**

Actual size (ft.)  
**DIA-4**

Minimum  
recommended area(ft.)  
**DIA-8**



**FLOWER MGR**

Series code  
**CP-08-MGR**

Actual size (ft.)  
**DIA-4**

Minimum  
recommended area(ft.)  
**DIA-8**

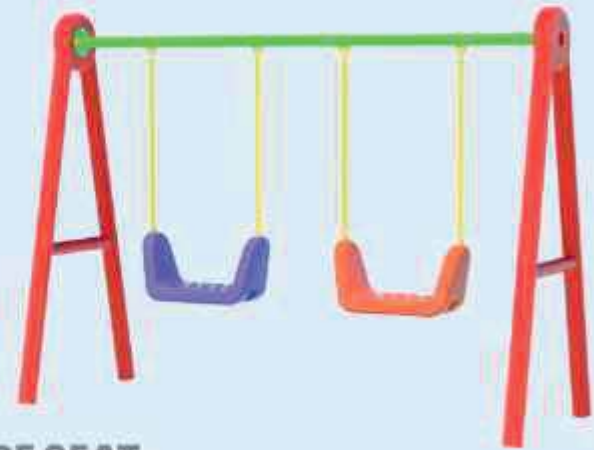


**FLOWER WITH LEAF MGR**

Series code  
**CP-09-SW**

Actual size (ft.)  
**10 X 04 X 08**

Minimum  
recommended area(ft.)  
**15 X 10 X 10**



**MINI SWING LLDPE SEAT**

Series code  
**CP-10-SW**

Actual size (ft.)  
**10 X 04 X 08**

Minimum  
recommended area(ft.)  
**15 X 10 X 10**



**MINI SWING RUBBER BELT**

Series code  
**CP-13-CL**

Actual size (ft.)  
**08 X 02 X 06**

Minimum  
recommended area(ft.)  
**12 X 6 X 08**




**MINI CLIMBING LADDER**

Series code  
**CP-14-CL**

Actual size (ft.)  
**08 X 02 X 06**

Minimum  
recommended area(ft.)  
**12 X 06 X 08**



**MINI MONKEY BAR CLIMBER**

Series code  
**CP-11-SS**

Actual size (ft.)  
**08 X 02 X 03**

Minimum  
recommended area(ft.)  
**14 X 08 X 06**



**2 SEATER MINI SEE-SAW**

Series code  
**CP-12-SS**

Actual size (ft.)  
**08 X 08 X 03**

Minimum  
recommended area(ft.)  
**14 X 14 X 06**

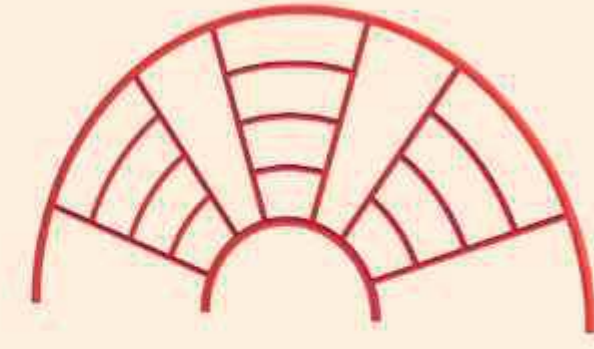


**4 SEATER MINI SEE-SAW**

Series code  
**CP-15-CL**

Actual size (ft.)  
**08 X 01 X 06**

Minimum  
recommended area(ft.)  
**14 X 06 X 08**

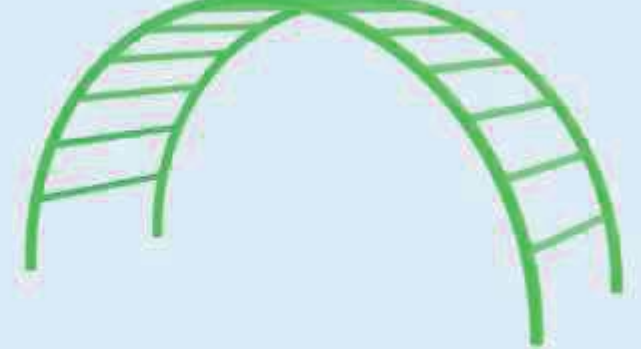


**MINI SUNRISE CLIMBER**

Series code  
**CP-16-CL**

Actual size (ft.)  
**08 X 02 X 06**

Minimum  
recommended area(ft.)  
**14 X 06 X 08**



**MINI RAINBOW CLIMBER**

Series code  
**CP-17-RC**  
Actual size (ft.)  
**2.5 X 01 X 01**  
Minimum  
recommended area(ft.)  
**04 X 03 X 04**



**MINI DUCK ROCKER**

Series code  
**CP-18-SL**  
Actual size (ft.)  
**04 X 02 X 2.5**  
Minimum  
recommended area(ft.)  
**07 X 04 X 05**



**MINI SLIDE**

Series code  
**CP-19-RC**  
Actual size (ft.)  
**3.5 X 01 X 1.5**  
Minimum  
recommended area(ft.)  
**05 X 03 X 04**



**DOUBLE DEER ROCKER**

Series code  
**CP-20-RC**  
Actual size (ft.)  
**3.5 X 01 X 1.5**  
Minimum  
recommended area(ft.)  
**05 X 03 X 04**



**DOUBLE RABBIT ROCKER**

**COMPACT**  
STAND  
ALONE

- 5+
- 
- 
- 
- 

[www.replayindia.com](http://www.replayindia.com)

TOLL FREE NUMBER **1800 2037 200**

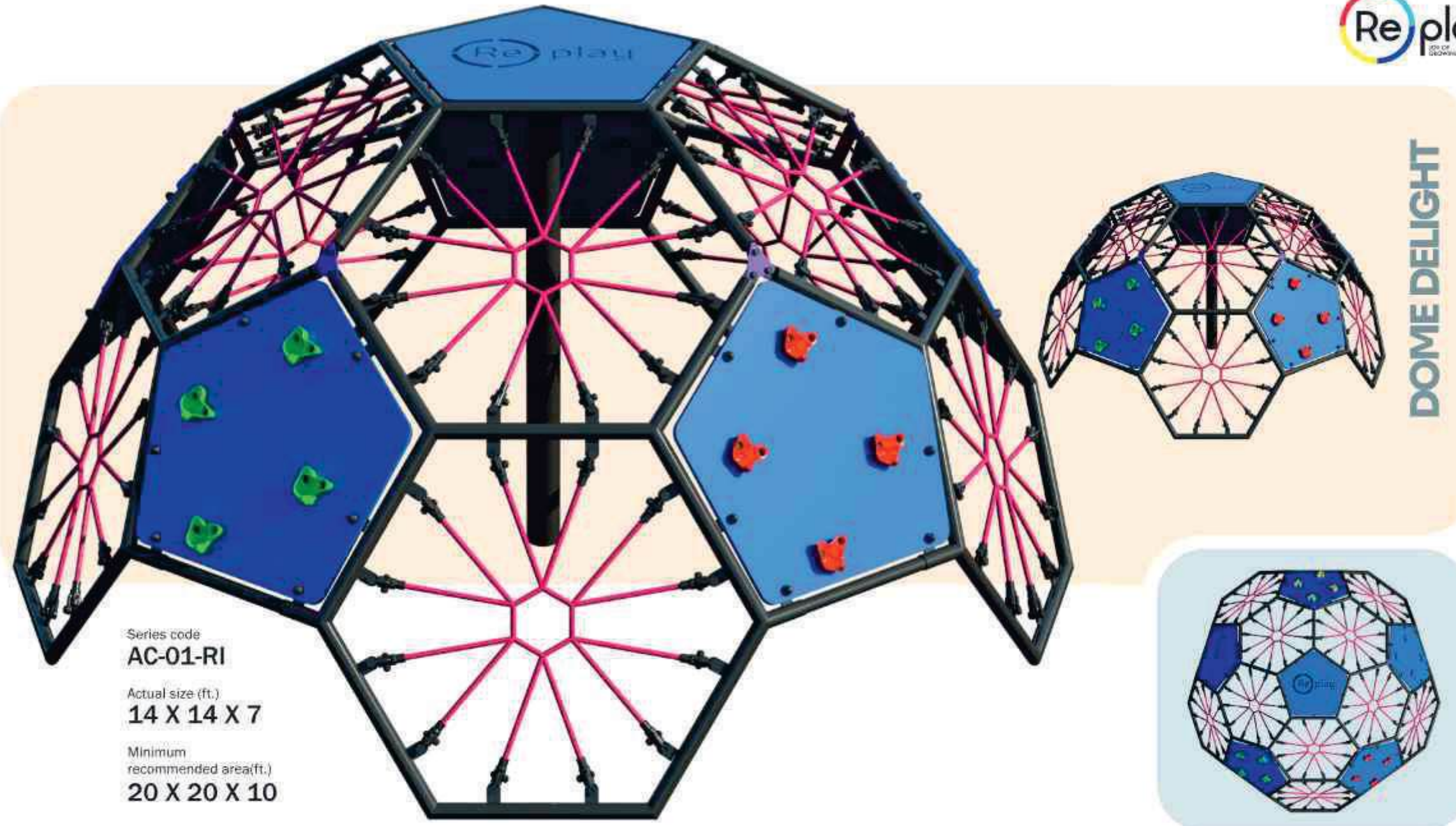


PLAY  
SERIES



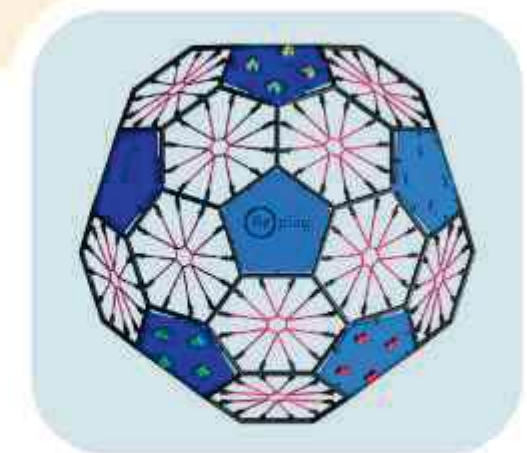
Scan this Code  
for Online Order

Follow us on:



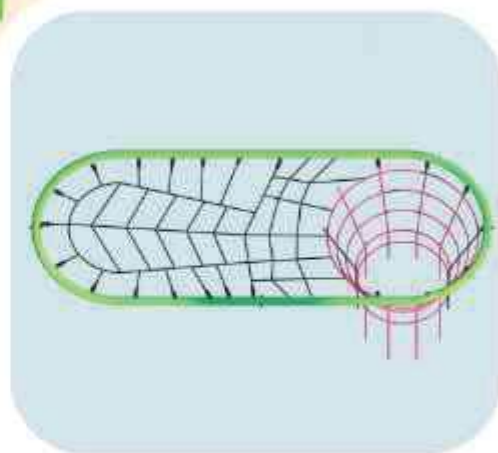

**DOMEL DELIGHT**

Series code  
**AC-01-RI**  
Actual size (ft.)  
**14 X 14 X 7**  
Minimum recommended area(ft.)  
**20 X 20 X 10**



**CLIMB CRAZY CARTEL**

Series code  
**AC-02-RI**  
Actual size (ft.)  
**24 X 20 X 8**  
Minimum recommended area(ft.)  
**30 X 26 X 10**



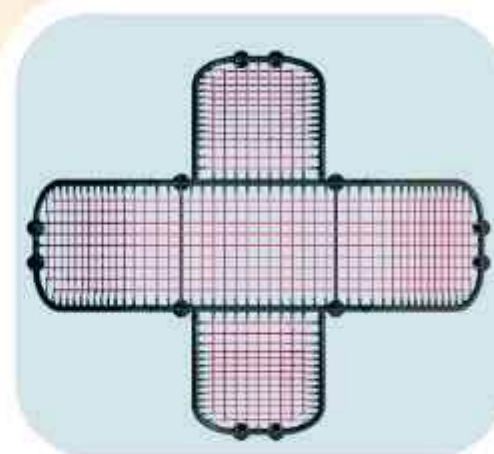


CLIFFTOP CLOWN CREW

Series code  
**AC-03-RI**

Actual size (ft.)  
**22 X 18 X 8**

Minimum recommended area(ft.)  
**28 X 24 X 10**

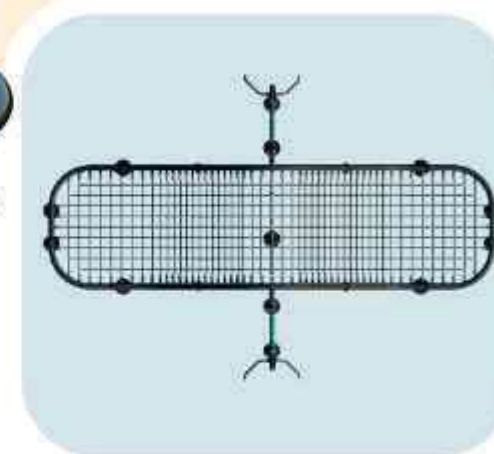



CLIMBING CREW

Series code  
**AC-04-RI**

Actual size (ft.)  
**32 X 18 X 10**

Minimum recommended area(ft.)  
**38 X 24 X 14**



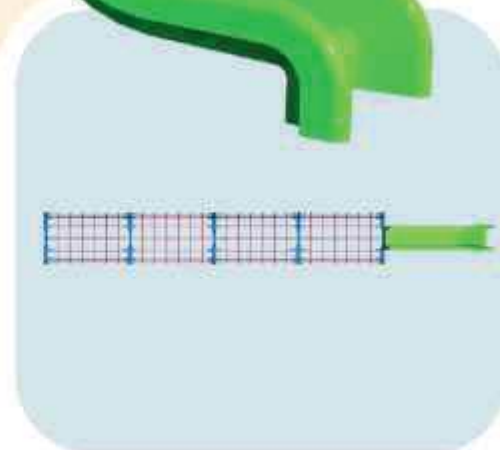


ROCK HOPPERS

Series code  
**AC-05-RI**

Actual size (ft.)  
**34 X 4 X 10**

Minimum recommended area(ft.)  
**40 X 10 X 12**

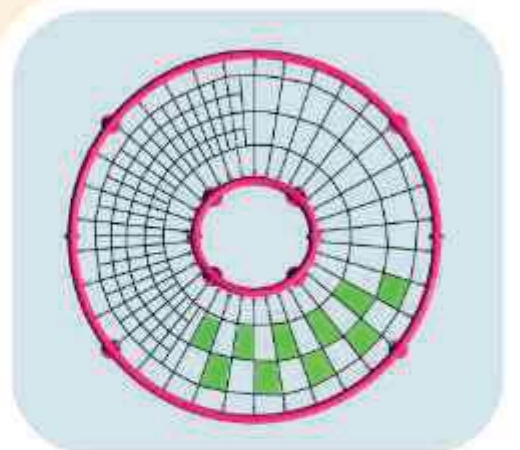
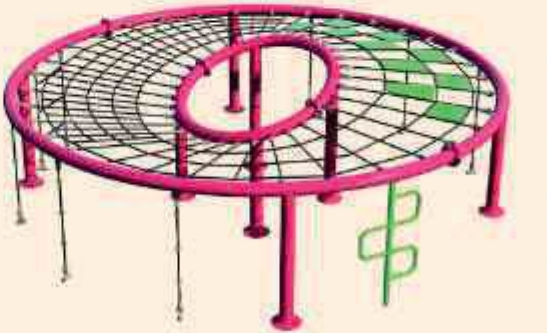


CLIFF CLIMBERS

Series code  
**AC-06-RI**

Actual size (ft.)  
**20 X 20 X 8**

Minimum recommended area(ft.)  
**26 X 26 X 12**



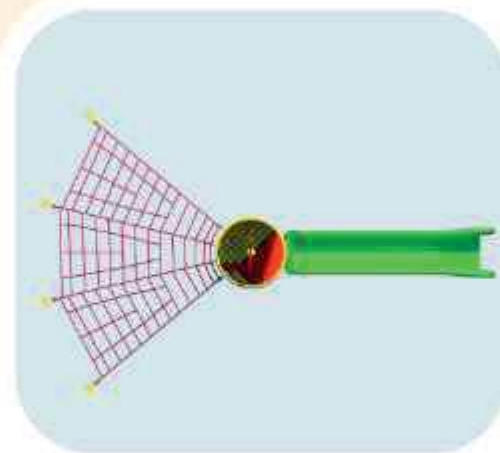
Series code  
**AC-07-RI**

Actual size (ft.)  
**24 X 14 X 12**

Minimum recommended area(ft.)  
**30 X 20 X 14**



**PEAK EXPLORER**



[www.replayindia.com](http://www.replayindia.com)

TOLL FREE NUMBER **1800 2037 200**

**ADVENTURE**  
PLAY SERIES

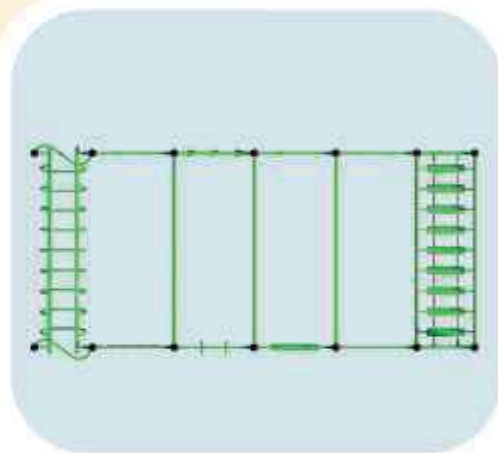


**HIGH CLIMBERS**

Series code  
**AC-08-RI**

Actual size (ft.)  
**18 X 8 X 8**

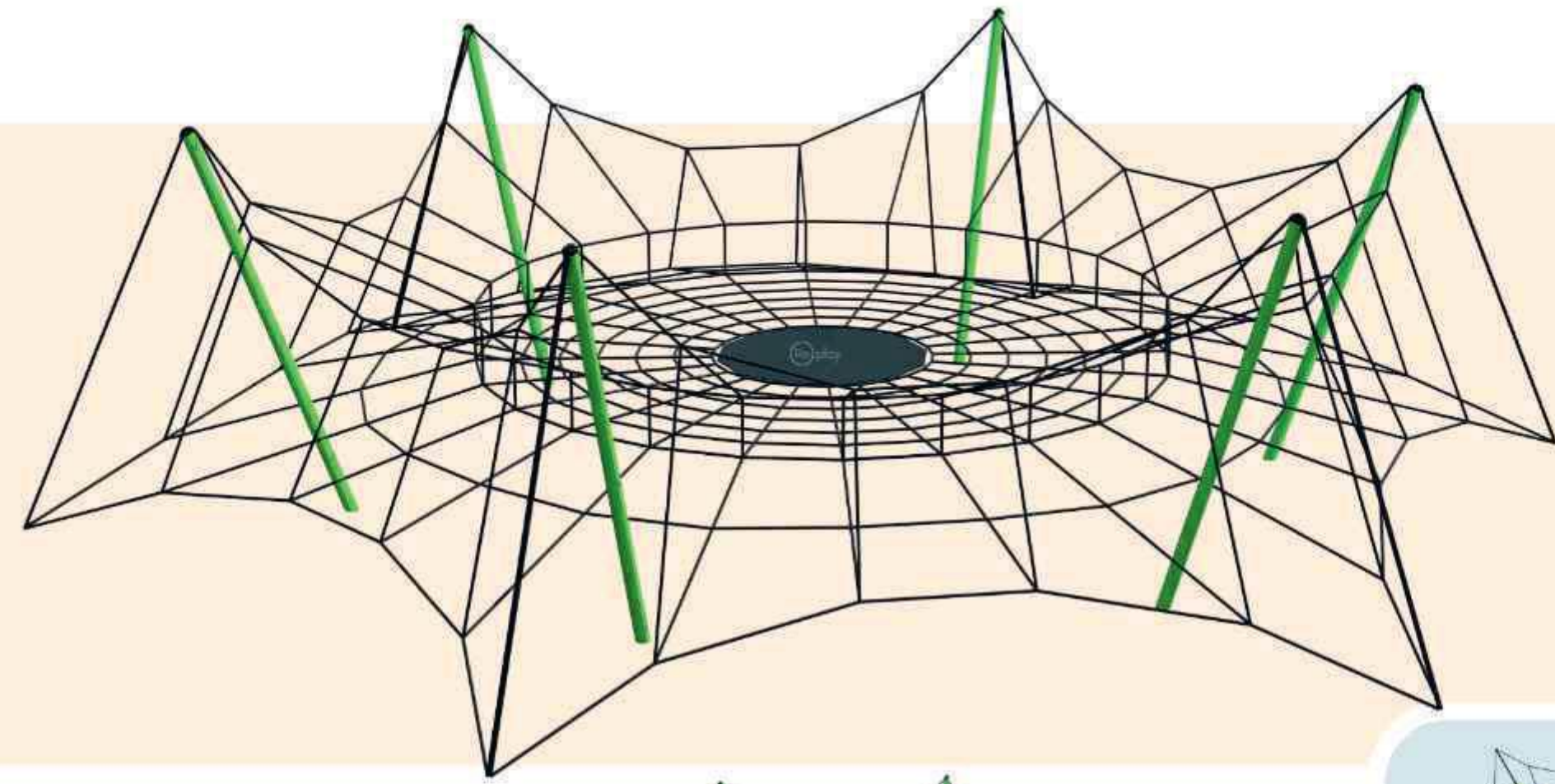
Minimum recommended area(ft.)  
**24 X 14 X 12**



**ADVENTURE**  
PLAY SERIES

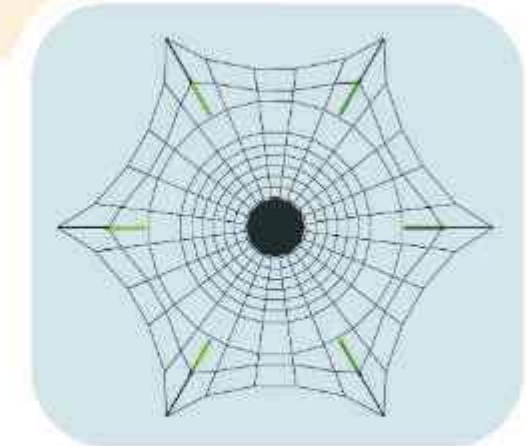
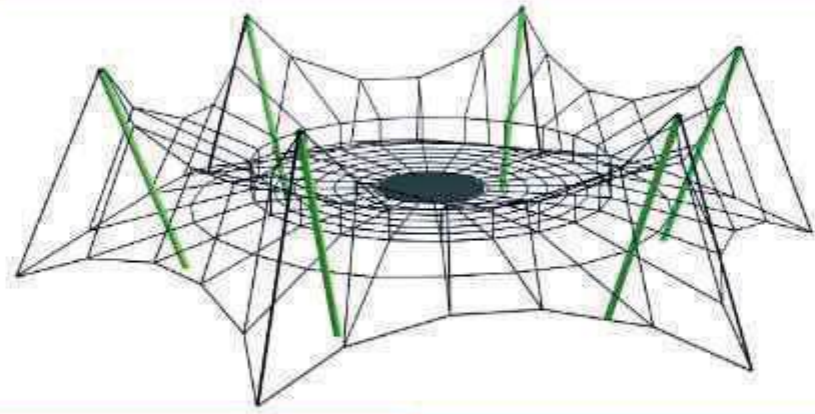


Follow us on:



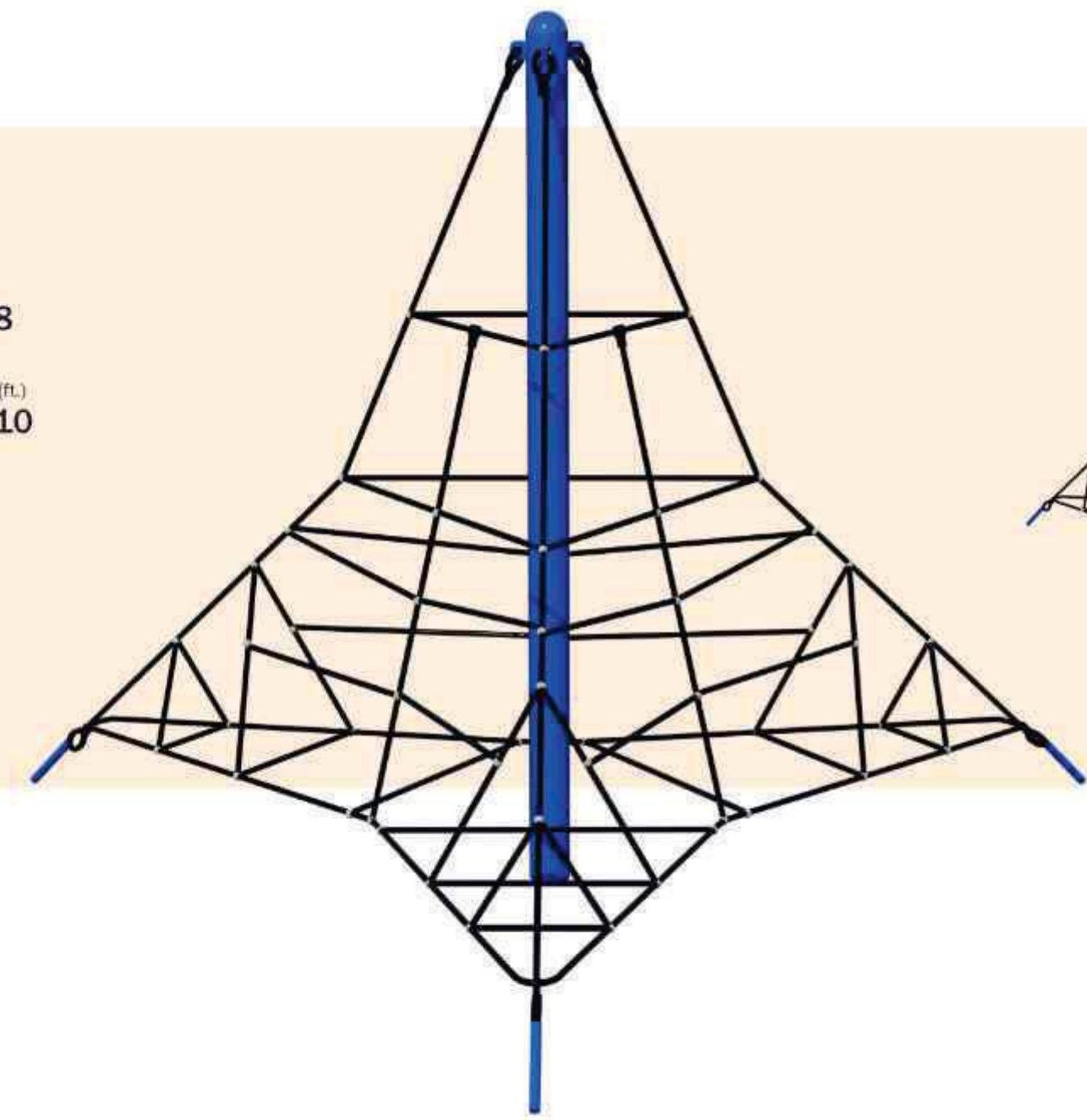
**QUIRKY QUICK CLIMBER**

Series code  
**AC-09-RI**  
Actual size (ft.)  
**24 X 24 X 9**  
Minimum recommended area(ft.)  
**30 X 30 X 12**



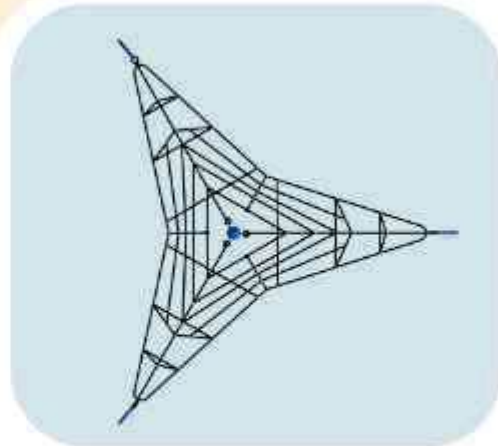
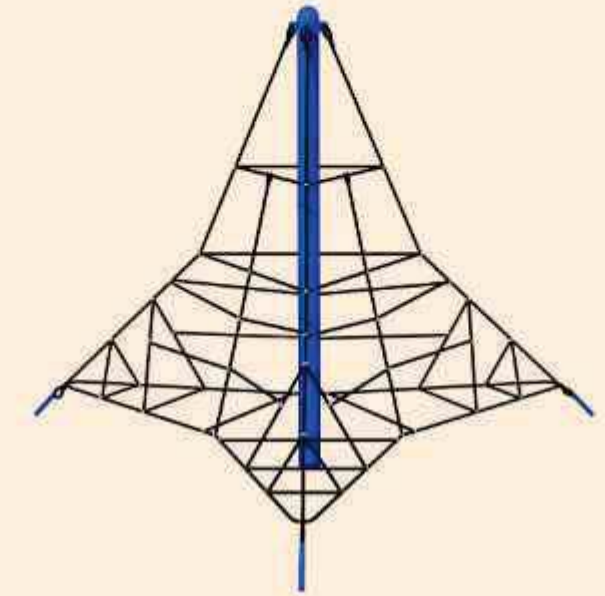
[www.replayindia.com](http://www.replayindia.com)

TOLL FREE NUMBER **1800 2037 200**



**MOUNTAIN MAVERICKS**

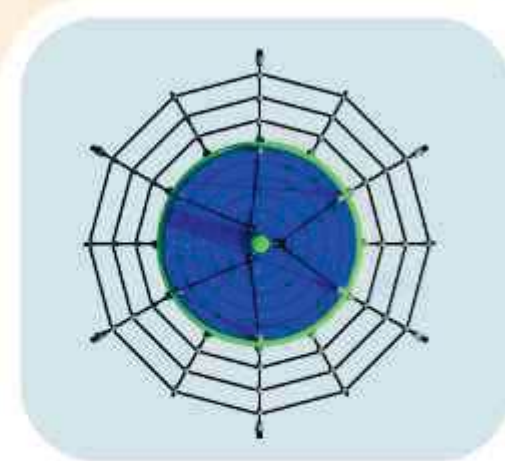
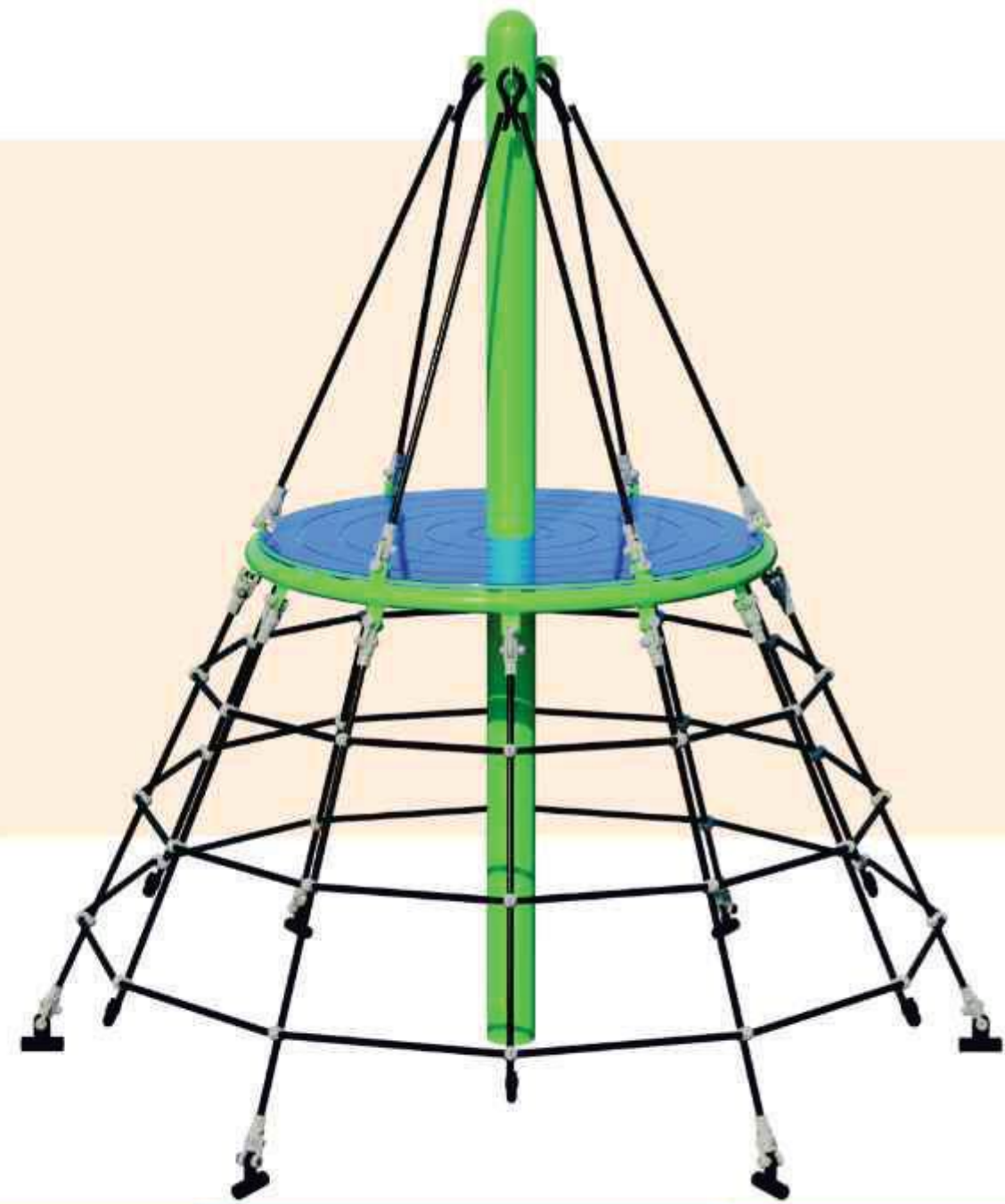
Series code  
**AC-10-RI**  
Actual size (ft.)  
**10 X 10 X 8**  
Minimum recommended area(ft.)  
**16 X 16 X 10**



Series code  
**AC-11-RI**

Actual size (ft.)  
**8 X 8 X 10**

Minimum recommended area(ft.)  
**14 X 14 X 12**



**PEAK PALS**

**ADVENTURE**  
PLAY SERIES



[www.replayindia.com](http://www.replayindia.com)

TOLL FREE NUMBER **1800 2037 200**



**CHALLENGING**

PLAY SERIES



Scan this Code for Online Order

Follow us on:

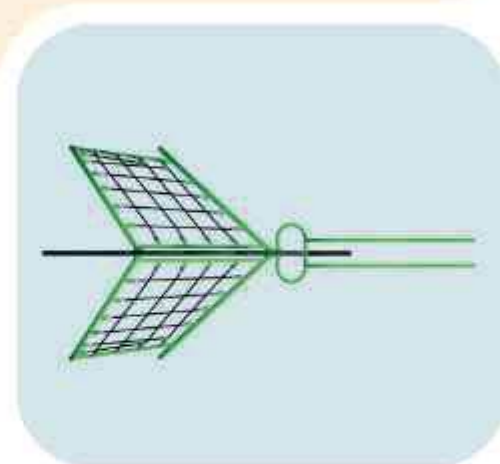


FUNTADU FUN

Series code  
**CC-01-RI**

Actual size (ft.)  
**22 X 10 X 10**

Minimum recommended area(ft.)  
**28 X 16 X 12**


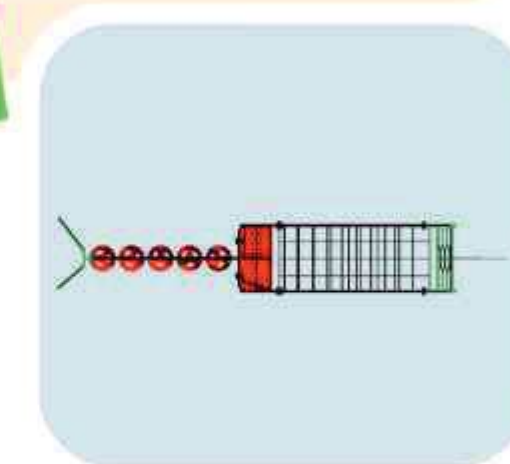


DRACO

Series code  
**CC-02-RI**

Actual size (ft.)  
**20 X 4 X 12**

Minimum recommended area(ft.)  
**26 X 10 X 14**



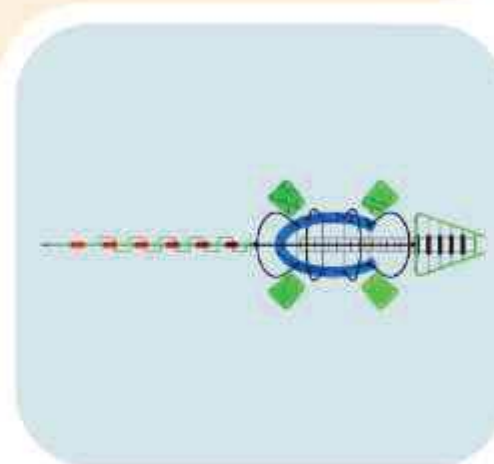


HIEBEE JIEBEE

Series code  
CC-03-RI

Actual size (ft.)  
34 X 14 X 10

Minimum recommended area(ft.)  
40 X 20 X 14



www.replayindia.com

TOLL FREE NUMBER 1800 2037 200

**CHALLENGING**

PLAY SERIES

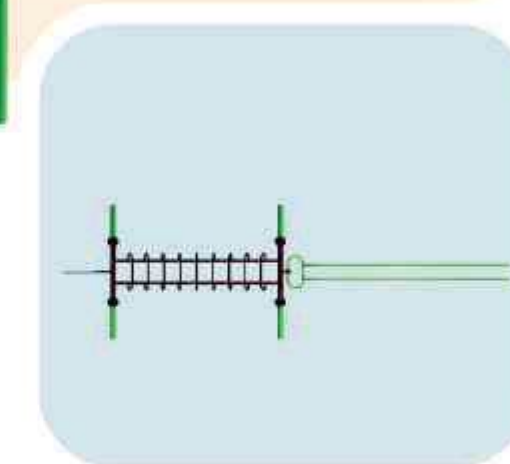
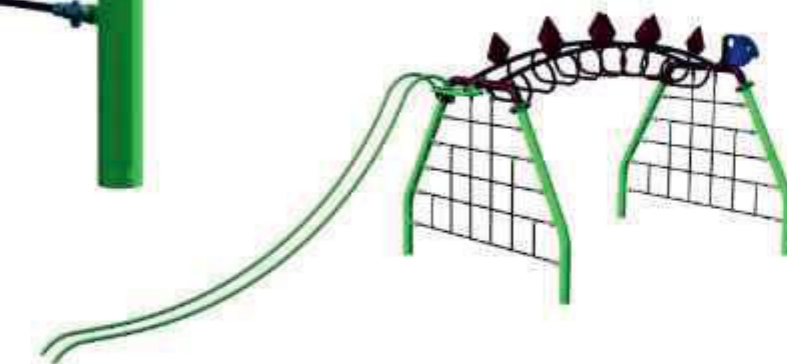


PREDA KING

Series code  
CC-04-RI

Actual size (ft.)  
20 X 8 X 10

Minimum recommended area(ft.)  
26 X 14 X 12

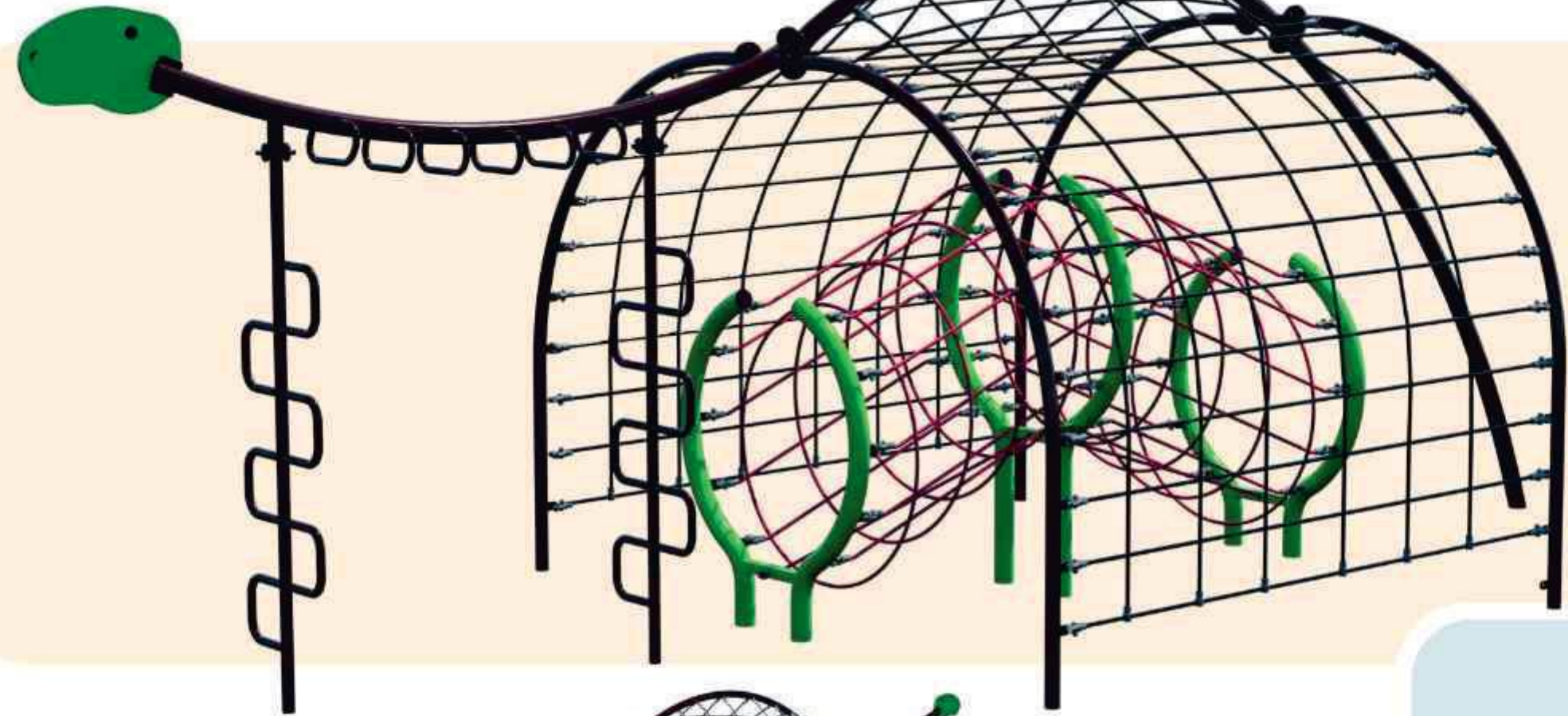


**CHALLENGING**

PLAY SERIES



Follow us on:

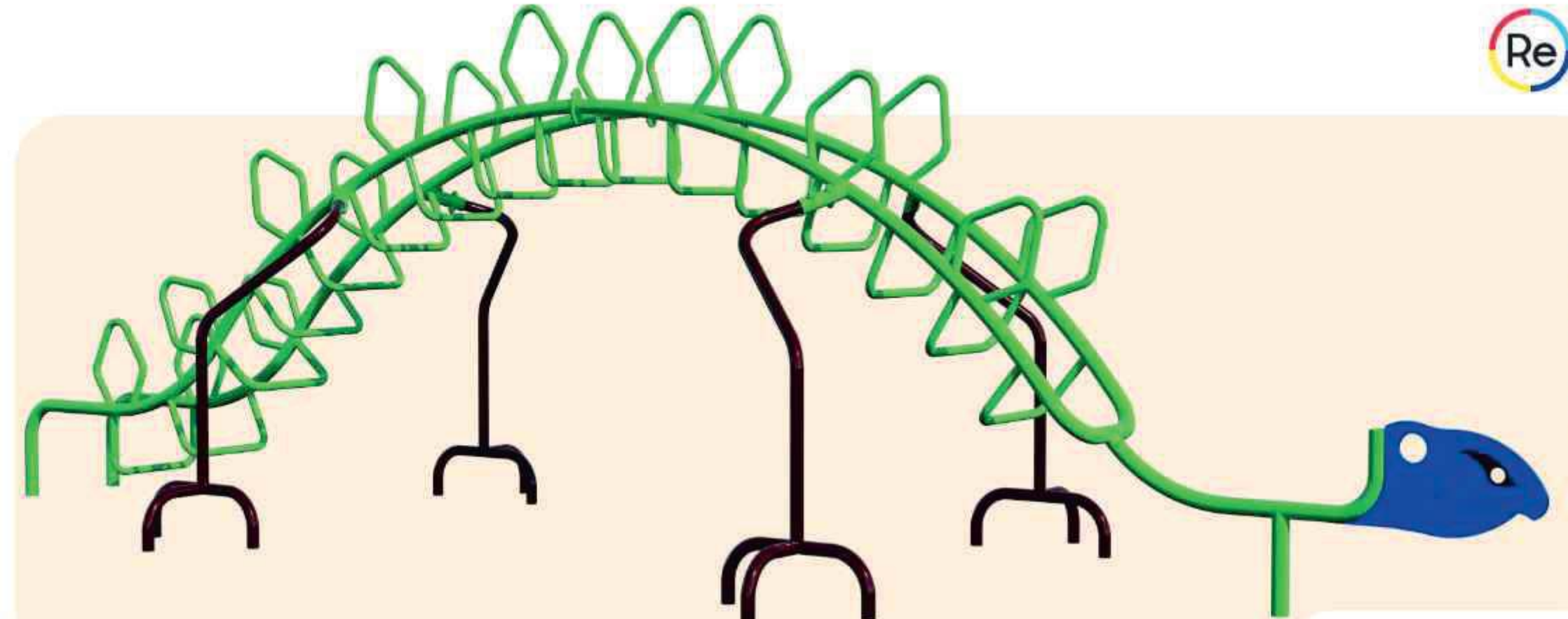
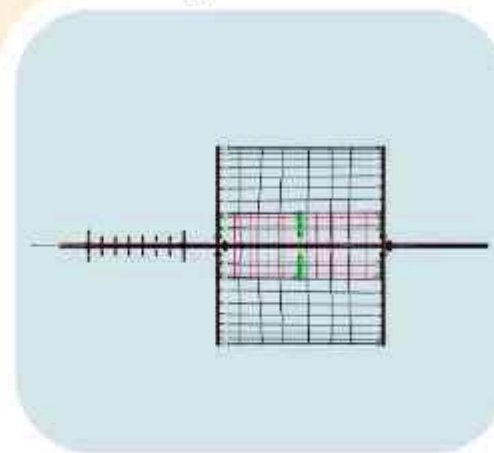
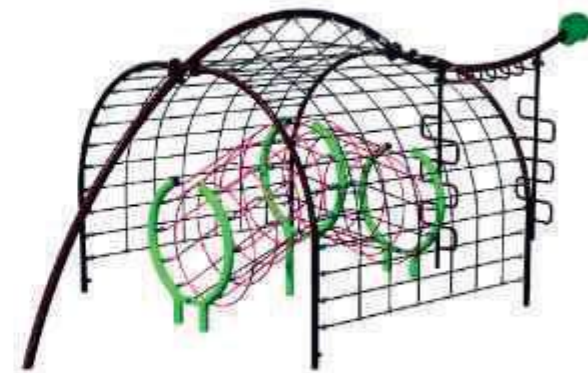


GODZILLA

Series code  
**CC-05-RI**

Actual size (ft.)  
**26 X 10 X 12**

Minimum recommended area(ft.)  
**32 X 16 X 14**

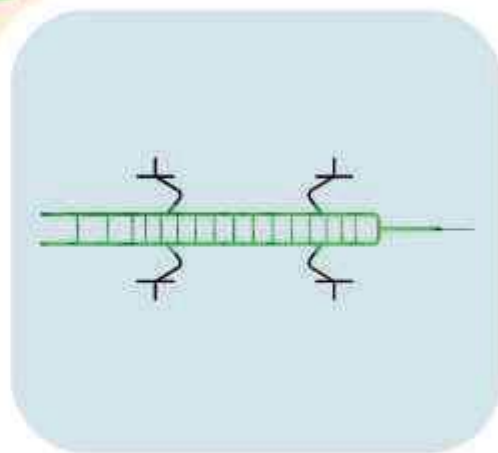
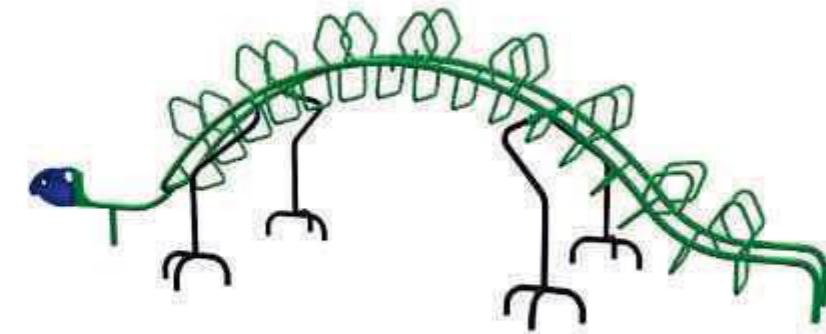


REXY HURDLE

Series code  
**CC-06-RI**

Actual size (ft.)  
**24 X 7 X 8**

Minimum recommended area(ft.)  
**30 X 14 X 12**



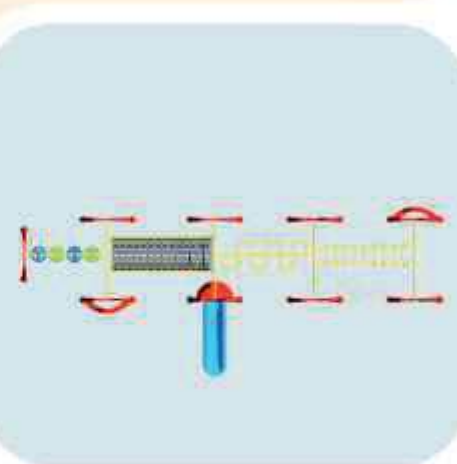


IGLOO PIGLOO

Series code  
CC-07-RI

Actual size (ft.)  
32 X 14 X 9

Minimum recommended area(ft.)  
38 X 20 X 12



[www.replayindia.com](http://www.replayindia.com)

TOLL FREE NUMBER 1800 2037 200

**CHALLENGING**



PLAY SERIES

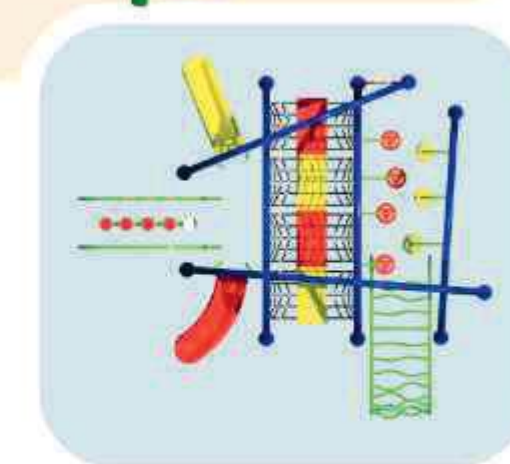


ROCK JESTER

Series code  
CC-08-RI

Actual size (ft.)  
36 X 34 X 10

Minimum recommended area(ft.)  
42 X 40 X 12

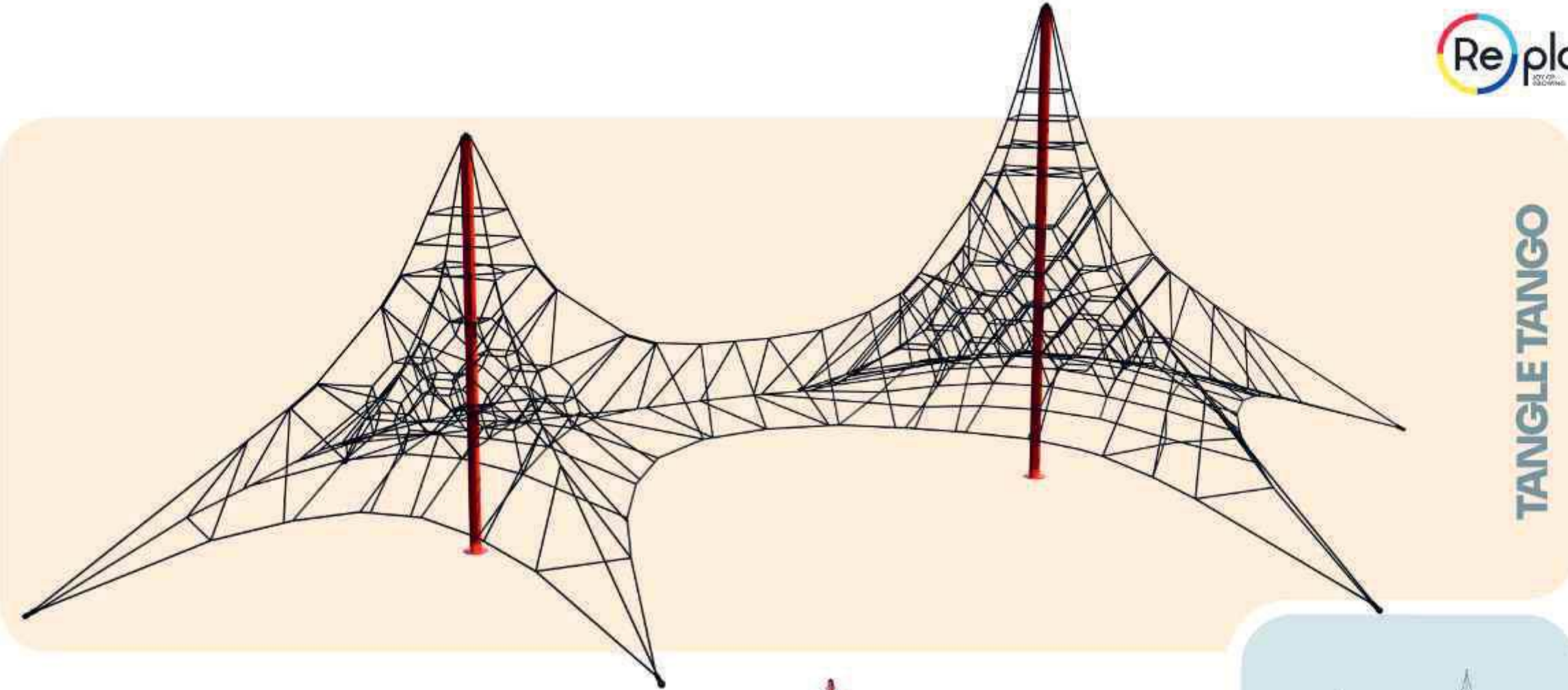


**CHALLENGING**



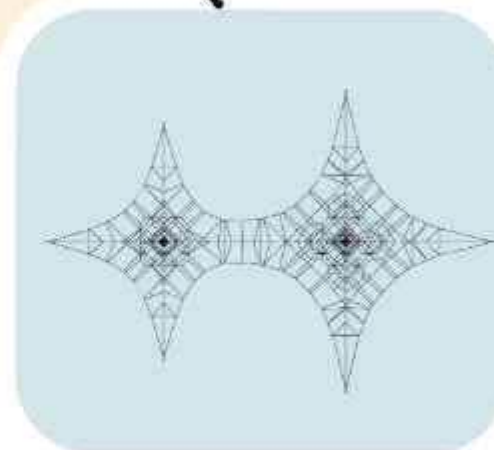
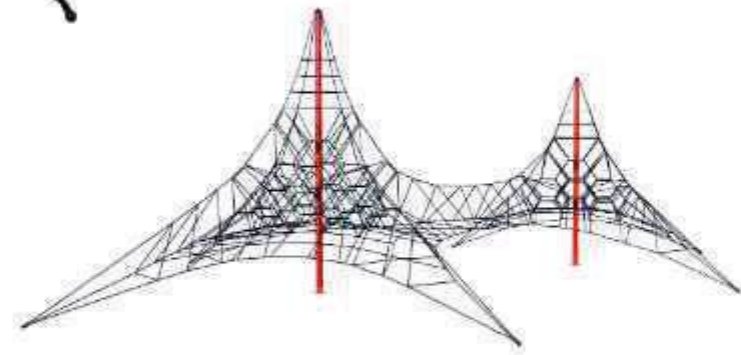
PLAY SERIES

Follow us on:



TANGLE TANGO

Series code  
**CC-09-RI**  
Actual size (ft.)  
**36 X 20 X 14**  
Minimum recommended area(ft.)  
**42 X 26 X 16**



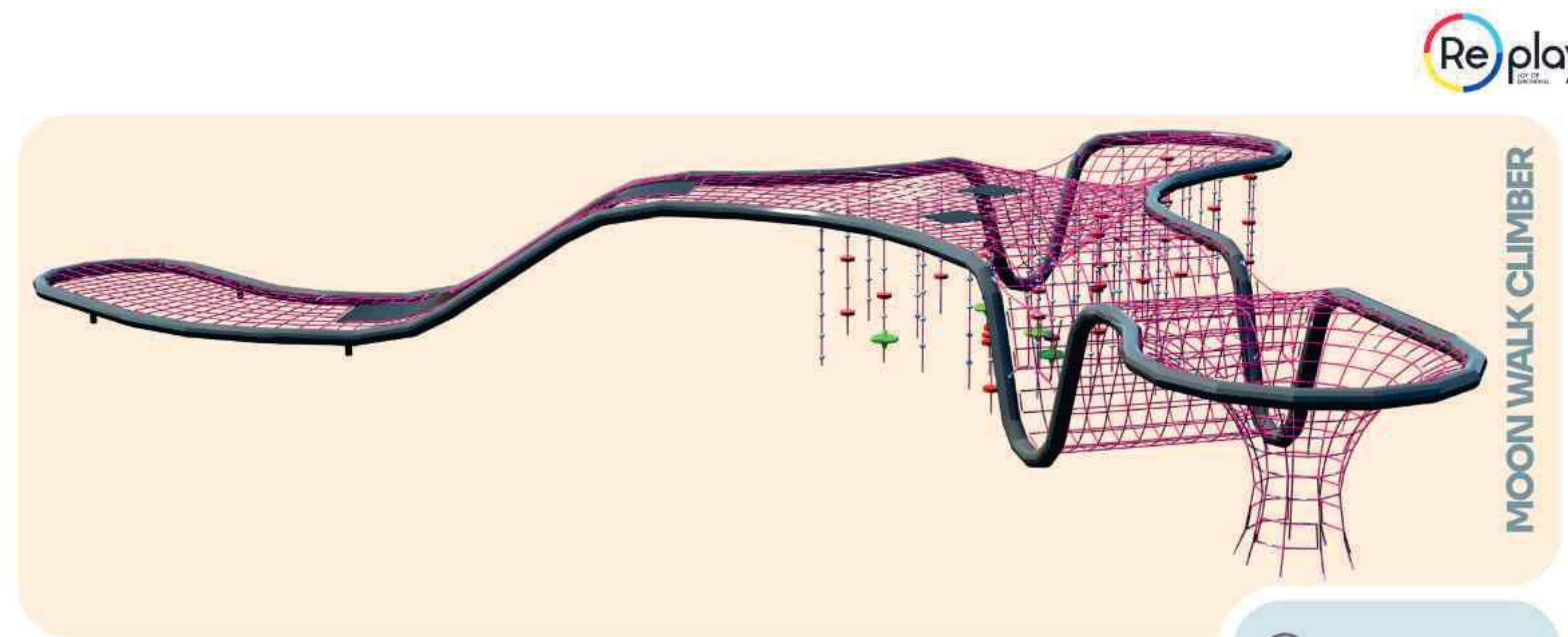
[www.replayindia.com](http://www.replayindia.com)

TOLL FREE NUMBER **1800 2037 200**

**CHALLENGING**

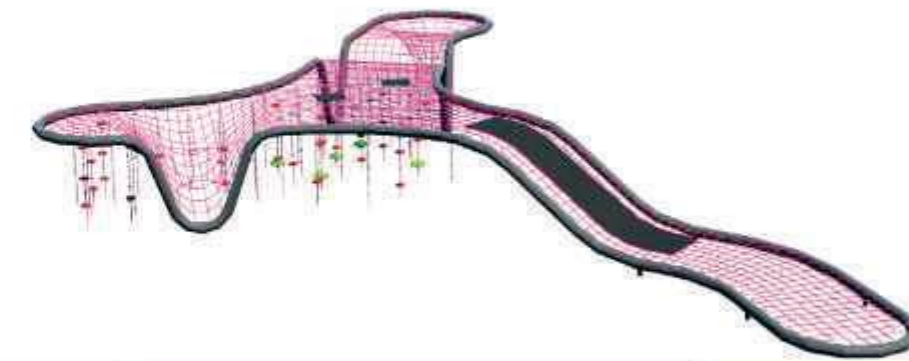


PLAY SERIES



MOON WALK CLIMBER

Series code  
**CC-10-RI**  
Actual size (ft.)  
**56 X 42 X 8**  
Minimum recommended area(ft.)  
**62 X 48 X 10**



Follow us on:

**CHALLENGING**



PLAY SERIES

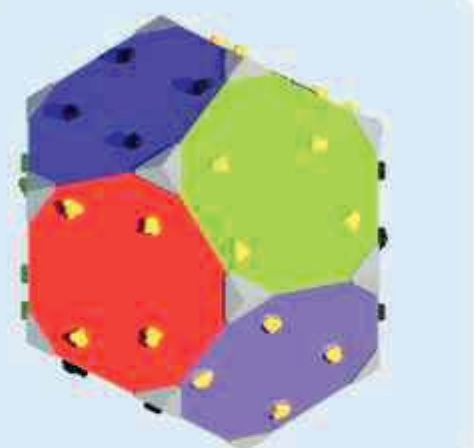


**THE PUMPKIN**

Series code  
**CC-11-RI**

Actual size (ft.)  
**8 X 8 X 10**

Minimum recommended area(ft.)  
**14 X 14 X 12**



**UDAL PUDAL PUMPKIN**



Series code  
**CC-12-RI**

Actual size (ft.)  
**24 X 8 X 14**

Minimum recommended area(ft.)  
**30 X 14 X 16**



**CHALLENGING**

PLAY SERIES



[www.replayindia.com](http://www.replayindia.com)

TOLL FREE NUMBER **1800 2037 200**



**PREMIUM**

PREMIUM STAND ALONE



Scan this Code for Online Order

Follow us on:

# SLIDES

Series code:  
**RI-01-SL**

Actual size (ft.)  
**22 X 8 X 14**

Minimum recommended area(ft.)  
**28 X 14 X 16**

ZIG-ZAG ZOO



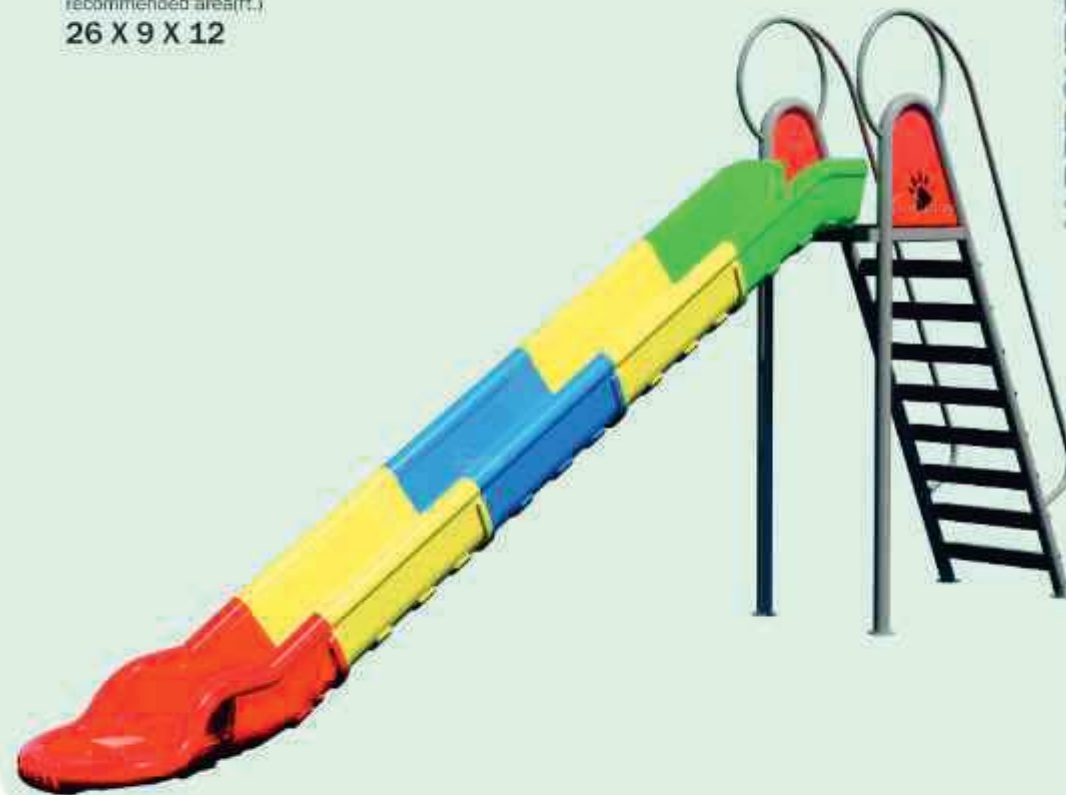
# SLIDES

Series code:  
**RI-02-SL**

Actual size (ft.)  
**20 X 3 X 9**

Minimum recommended area(ft.)  
**26 X 9 X 12**

LLDPE SLIDER GLIDER



Series code:  
**RI-03-SL**

Actual size (ft.)  
**18 X 6 X 10**

Minimum recommended area(ft.)  
**24 X 12 X 12**

TWISTY TURN



Series code:  
**RI-04-SL**

Actual size (ft.)  
**22 X 8 X 14**

Minimum recommended area(ft.)  
**28 X 12 X 16**

TWIRL N TUBE SLIDE



**PREMIUM**

STAND ALONE



Age Group Multiplayer Watch Free Less Sharp Maintenance

[www.replayindia.com](http://www.replayindia.com)

TOLL FREE NUMBER **1800 2037 200**

**PREMIUM**

STAND ALONE



Age Group Multiplayer Watch Free Less Sharp Maintenance

Follow us on:

# SLIDES



Series code  
**RI-05-SL**

Actual size (ft.)  
**18 X 4 X 9**

Minimum recommended area(ft.)  
**24 X 10 X 12**

**TUMBLE TUBE**



Series code  
**RI-06-SL**

Actual size (ft.)  
**16 X 2 X 8**

Minimum recommended area(ft.)  
**22 X 8 X 10**

**BOUNCY BOUNCE**



# SLIDES



Series code  
**RI-07-SL**

Actual size (ft.)  
**16 X 2 X 8**

Minimum recommended area(ft.)  
**22 X 8 X 10**

**SIZZLER SLIDE**



Series code  
**RI-08-SL**

Actual size (ft.)  
**16 X 2 X 8**

Minimum recommended area(ft.)  
**22 X 8 X 10**

**RIPPLE SLIDE**



Series code  
**RI-09-SL**

Actual size (ft.)  
**10 X 2 X 7**

Minimum recommended area(ft.)  
**16 X 8 X 9**

**LLDPE SMOOTH SLOPE**



Series code  
**RI-10-SL**

Actual size (ft.)  
**10 X 4 X 7**

Minimum recommended area(ft.)  
**16 X 14 X 12**

**LLDPE CURVY SLIDE**



**PREMIUM**

STAND ALONE



Age Group Multiplayer Watch Free Less Sharp Maintenance

[www.replayindia.com](http://www.replayindia.com)

TOLL FREE NUMBER **1800 2037 200**

**PREMIUM**

STAND ALONE



Age Group Multiplayer Watch Free Less Sharp Maintenance

Follow us on:

# MERRY GO ROUND



Series code  
**RI-01-MGR**

Actual size (ft.)  
**3 X 3 X 4**

Minimum recommended area(ft.)  
**9 X 9 X 7**



**FANTASIA FUN**

Series code  
**RI-02-MGR**

Actual size (ft.)  
**4 X 4 X 3**

Minimum recommended area(ft.)  
**10 X 10 X 6**



**MERRY-GO-GIGGLE**

Series code  
**RI-03-MGR**

Actual size (ft.)  
**5 X 5 X 4**

Minimum recommended area(ft.)  
**9 X 9 X 6**



**TWIRL 'N' TICKLE**

Series code  
**RI-04-MGR**

Actual size (ft.)  
**6 X 6 X 3**

Minimum recommended area(ft.)  
**12 X 12 X 6**



**MERRY-GO-MAGIC**

# MERRY GO ROUND



Series code  
**RI-05-MGR**

Actual size (ft.)  
**6 X 6 X 4**

Minimum recommended area(ft.)  
**12 X 12 X 6**



**HORSIES HARMONY**

Series code  
**RI-06-MGR**

Actual size (ft.)  
**6 X 6 X 4**

Minimum recommended area(ft.)  
**12 X 12 X 6**



**MERRY-GO-BARK**

Series code  
**RI-07-MGR**

Actual size (ft.)  
**6 X 6 X 6**

Minimum recommended area(ft.)  
**8 X 8 X 8**



**MERRY-GO-HAHA**

Series code  
**RI-08-MGR**

Actual size (ft.)  
**4 X 4 X 3**

Minimum recommended area(ft.)  
**10 X 10 X 6**



**MERRY-GO-MIRTH**

**PREMIUM**

STAND ALONE



Age Group Multiplayer Watch Free Less Sharp Maintenance

[www.replayindia.com](http://www.replayindia.com)

TOLL FREE NUMBER **1800 2037 200**

**PREMIUM**

STAND ALONE



Age Group Multiplayer Watch Free Less Sharp Maintenance

Follow us on:

# MERRY GO ROUND



# CLIMBER



Series code  
**RI-09-MGR**

Actual size (ft.)  
**6 X 6 X 3**

Minimum recommended area(ft.)  
**12 X 12 X 6**

**JOLLY JOLT 'A' ROUND**

Series code  
**RI-10-MGR**

Actual size (ft.)  
**6 X 6 X 8**

Minimum recommended area(ft.)  
**12 X 12 X 12**

**MERRY-GO-MERRY**

Series code  
**RI-11-MGR**

Actual size (ft.)  
**3 X 3 X 4**

Minimum recommended area(ft.)  
**6 X 6 X 5**

**MERRY-GO-MAGIC**

Series code  
**RI-12-MGR**

Actual size (ft.)  
**2 X 2 X 2.5**

Minimum recommended area(ft.)  
**5 X 5 X 5**

**MERRY-GO-ROTO**

Series code  
**RI-01-CL**

Actual size (ft.)  
**6 X 2 X 6**

Minimum recommended area(ft.)  
**12 X 8 X 10**

**MENTAL MARATHON**

Series code  
**RI-02-CL**

Actual size (ft.)  
**10 X 4 X 8**

Minimum recommended area(ft.)  
**16 X 10 X 10**

**CLIMBING COVE**

Series code  
**RI-03-CL**

Actual size (ft.)  
**4 X 4 X 8**

Minimum recommended area(ft.)  
**10 X 10 X 10**

**SKY LOUNGE**

Series code  
**RI-04-CL**

Actual size (ft.)  
**8 X 8 X 6**

Minimum recommended area(ft.)  
**14 X 14 X 8**

**CLIMB-A-DOODLE**

**PREMIUM**

STAND ALONE



[www.replayindia.com](http://www.replayindia.com)

TOLL FREE NUMBER **1800 2037 200**

**PREMIUM**

STAND ALONE



Follow us on:

# CLIMBER




Series code  
**RI-05-CL**

Actual size (ft.)  
**8 X 2 X 8**

Minimum recommended area(ft.)  
**14 X 8 X 10**

**ANTIQUE ARC**



Series code  
**RI-06-CL**

Actual size (ft.)  
**8 X 8 X 8**

Minimum recommended area(ft.)  
**14 X 14 X 10**

**KNOT-KNOT NANCY**



Series code  
**RI-07-CL**

Actual size (ft.)  
**8 X 3 X 8**

Minimum recommended area(ft.)  
**14 X 9 X 10**

**LAUGHING LADDER**



Series code  
**RI-08-CL**

Actual size (ft.)  
**10 X 3 X 8**

Minimum recommended area(ft.)  
**16 X 9 X 10**

**GIRAFFITI SCRAMBLER**



# CLIMBER




Series code  
**RI-09-CL**

Actual size (ft.)  
**12 X 12 X 7**

Minimum recommended area(ft.)  
**18 X 18 X 10**

**JOYFUL CIRCLE**



Series code  
**RI-10-CL**

Actual size (ft.)  
**8 X 8 X 6**

Minimum recommended area(ft.)  
**14 X 14 X 8**

**PEAK 'A' BOO**



Series code  
**RI-11-CL**

Actual size (ft.)  
**12 X 6 X 6**

Minimum recommended area(ft.)  
**18 X 12 X 8**

**THRILL TOWER**




Series code  
**RI-12-CL**

Actual size (ft.)  
**22 X 4 X 8**

Minimum recommended area(ft.)  
**18 X 10 X 10**

**CLIMB 'A' DOODA**



**PREMIUM**

STAND ALONE



[www.replayindia.com](http://www.replayindia.com)

TOLL FREE NUMBER **1800 2037 200**

**PREMIUM**

STAND ALONE



Follow us on:

# SEE-SAW

Series code  
**RI-01-SS**

Actual size (ft.)  
**3 X 3 X 5**

Minimum recommended area(ft.)  
**9 X 9 X 8**



**BOUNCE BUDDIES**

Series code  
**RI-02-SS**

Actual size (ft.)  
**8 X 2 X 3**

Minimum recommended area(ft.)  
**14 X 6 X 5**



**TINY TURBO**

Series code  
**RI-03-SS**

Actual size (ft.)  
**8 X 6 X 3**

Minimum recommended area(ft.)  
**14 X 10 X 5**



**GRIDDY GABBY**

Series code  
**RI-04-SS**

Actual size (ft.)  
**10 X 2 X 3**

Minimum recommended area(ft.)  
**16 X 8 X 5**



**SEE-SAW SMILE**



# SEE-SAW

Series code  
**RI-05-SS**

Actual size (ft.)  
**8 X 3 X 3**

Minimum recommended area(ft.)  
**14 X 9 X 5**



**UP & DOWN DELIGHT**

Series code  
**RI-06-SS**

Actual size (ft.)  
**8 X 8 X 3**

Minimum recommended area(ft.)  
**14 X 14 X 5**



**WIGGLE WAGGLE**

Series code  
**RI-07-SS**

Actual size (ft.)  
**10 X 1 X 3**

Minimum recommended area(ft.)  
**16 X 6 X 5**



**JOCKEY JESTER**



**PREMIUM**

STAND ALONE



Age Group Multiplayer Watch Free Less Sharp Maintenance

[www.replayindia.com](http://www.replayindia.com)

TOLL FREE NUMBER **1800 2037 200**

**PREMIUM**

STAND ALONE



Age Group Multiplayer Watch Free Less Sharp Maintenance

Follow us on:

# SEE-SAW



# SPRING RIDER



Series code  
**RI-08-SS**

Actual size (ft.)  
**10 X 1 X 3**

Minimum recommended area(ft.)  
**16 X 6 X 5**

**WHEELIE WANDA**

Series code  
**RI-09-SS**

Actual size (ft.)  
**8 X 8 X 3**

Minimum recommended area(ft.)  
**14 X 14 X 5**

**TIP TOP TOTTER**

Series code  
**RI-10-SS**

Actual size (ft.)  
**8 X 8 X 3**

Minimum recommended area(ft.)  
**14 X 14 X 5**

**TILT 'A' TOTTER**

Series code  
**RI-01-SR**

Actual size (ft.)  
**3 X 1 X 3**

Minimum recommended area(ft.)  
**9 X 6 X 5**

**BIKE 'A' RIDE**

Series code  
**RI-02-SR**

Actual size (ft.)  
**3 X 1 X 3**

Minimum recommended area(ft.)  
**9 X 6 X 5**

**WHALE RIDE**

Series code  
**RI-03-SR**

Actual size (ft.)  
**3 X 1 X 3**

Minimum recommended area(ft.)  
**9 X 6 X 5**

**HORSE RIDE**

Series code  
**RI-04-SR**

Actual size (ft.)  
**3 X 1 X 3**

Minimum recommended area(ft.)  
**9 X 6 X 5**

**QUIRKY RIDE**

**PREMIUM**

STAND ALONE



Age Group Multiplayer Watch Free Less Sharp Maintenance

[www.replayindia.com](http://www.replayindia.com)

TOLL FREE NUMBER **1800 2037 200**

**PREMIUM**

STAND ALONE



Age Group Multiplayer Watch Free Less Sharp Maintenance

Follow us on:

# SPRING RIDER



Series code  
**RI-05-SR**

Actual size (ft.)  
**3 X 1 X 3**

Minimum recommended area(ft.)  
**9 X 6 X 5**

**ELEFUN RIDE**

Series code  
**RI-06-SR**

Actual size (ft.)  
**3 X 1 X 3**

Minimum recommended area(ft.)  
**9 X 6 X 5**

**BLUE BREEZE RIDE**

Series code  
**RI-07-SR**

Actual size (ft.)  
**3 X 2 X 3**

Minimum recommended area(ft.)  
**9 X 8 X 5**

**DINO SAURAS RIDE**

# SPRING RIDER



Series code  
**RI-08-SR**

Actual size (ft.)  
**3 X 2 X 3**

Minimum recommended area(ft.)  
**9 X 8 X 6**

**ROADIE ROOST RIDE**

Series code  
**RI-09-SR**

Actual size (ft.)  
**3 X 2 X 3**

Minimum recommended area(ft.)  
**9 X 8 X 5**

**JEEP 'A' RIDE**

Series code  
**RI-10-SR**

Actual size (ft.)  
**3 X 1 X 3**

Minimum recommended area(ft.)  
**9 X 6 X 5**

**VELO VISTA RIDE**

**PREMIUM**

STAND ALONE



[www.replayindia.com](http://www.replayindia.com)

TOLL FREE NUMBER **1800 2037 200**

**PREMIUM**

STAND ALONE



Follow us on:

# SWING



Series code  
**RI-01-SW**

Actual size (ft.)  
**12 X 5 X 9**

Minimum recommended area(ft.)  
**18 X 10 X 12**

**SWING 'A' SAURAS**

Series code  
**RI-02-SW**

Actual size (ft.)  
**10 X 5 X 9**

Minimum recommended area(ft.)  
**16 X 10 X 12**

**SWING 'A' LING**

Series code  
**RI-03-SW**

Actual size (ft.)  
**10 X 5 X 9**

Minimum recommended area(ft.)  
**16 X 10 X 12**

**GARDEN GLIDE**

Series code  
**RI-04-SW**

Actual size (ft.)  
**10 X 5 X 9**

Minimum recommended area(ft.)  
**16 X 10 X 12**

**JINGLE JELLY**

# SWING



Series code  
**RI-05-SW**

Actual size (ft.)  
**6 X 5 X 9**

Minimum recommended area(ft.)  
**12 X 10 X 12**

**COZY COCOON**

Series code  
**RI-06-SW**

Actual size (ft.)  
**10 X 5 X 9**

Minimum recommended area(ft.)  
**16 X 10 X 12**

**ARCY SWING**

Series code  
**RI-07-SW**

Actual size (ft.)  
**24 X 12 X 9**

Minimum recommended area(ft.)  
**30 X 18 X 12**

**NEBULA NEST**

**PREMIUM**

STAND ALONE



Age Group Multiplayer Watch Free Less Sharp Maintenance

[www.replayindia.com](http://www.replayindia.com)

TOLL FREE NUMBER **1800 2037 200**

**PREMIUM**

STAND ALONE



Age Group Multiplayer Watch Free Less Sharp Maintenance

Follow us on:


# SWING



Series code  
**RI-08-SW**

Actual size (ft.)  
**20 X 5 X 9**

Minimum recommended area(ft.)  
**28 X 10 X 12**



**JOLLY JIGGLE**

Series code  
**RI-09-SW**

Actual size (ft.)  
**20 X 5 X 9**

Minimum recommended area(ft.)  
**26 X 10 X 12**

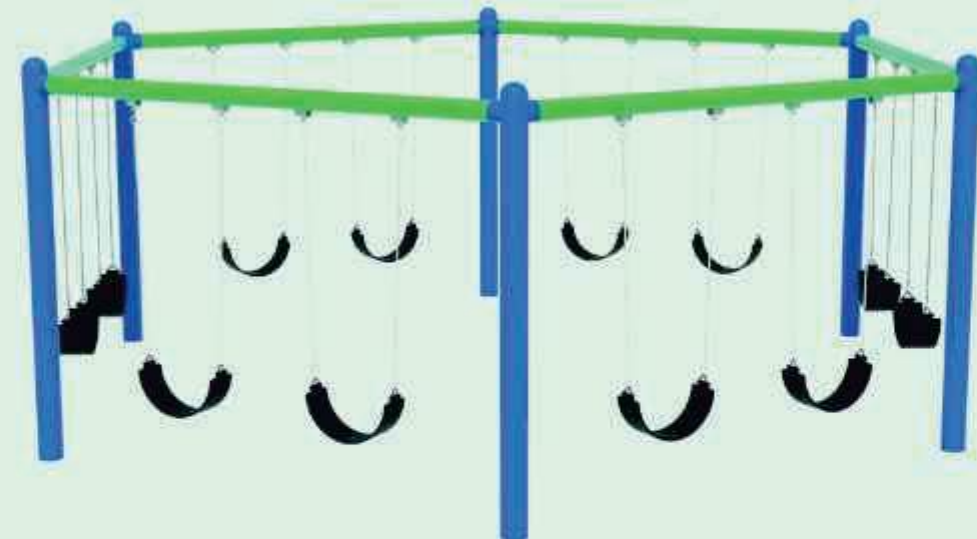


**EASY BREEZY SWING**

Series code  
**RI-10-SW**

Actual size (ft.)  
**24 X 24 X 10**

Minimum recommended area(ft.)  
**30 X 30 X 14**



**MELLOW MOTION SWING**

**PREMIUM**

STAND ALONE



[www.replayindia.com](http://www.replayindia.com)

TOLL FREE NUMBER **1800 2037 200**



# INCLUSIVE



Inclusive play emphasizes breaking down physical and social barriers that might prevent children with disabilities or differences from fully enjoying and benefiting from playtime. This concept encourages the design of playgrounds, games, and activities that cater to a wide range of abilities and needs, ensuring that everyone can participate, socialize, learn, and have fun together.

The goal of inclusive play is to promote empathy, understanding, and positive social interactions among children of different backgrounds and abilities. It helps to build a more inclusive society where everyone can feel valued, respected, and included.

## PLAY SERIES

Multi Activity Play System  
Play Panel, Crawling Tunnel  
Slide, Ball Pool, Play House  
See-saw, Swing  
Merry Go Round



Scan this Code for Online Order

Follow us on:

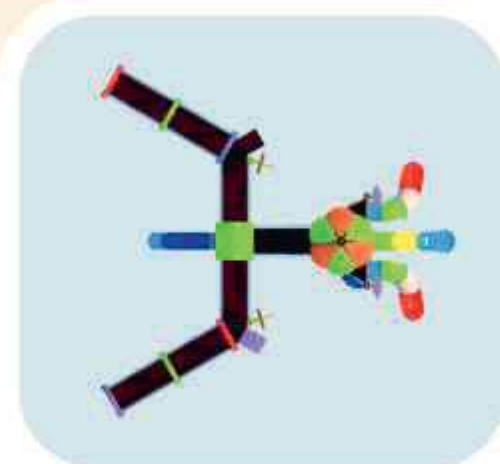


FAIRY'S WORLD

Series code  
IP-01-MP

Actual size (ft.)  
48 X 30 X 14

Minimum  
recommended area(ft.)  
54 X 36 X 16



MAGIC MEADOWS

Series code  
IP-02-MP

Actual size (ft.)  
44 X 22 X 12

Minimum  
recommended area(ft.)  
50 X 28 X 15



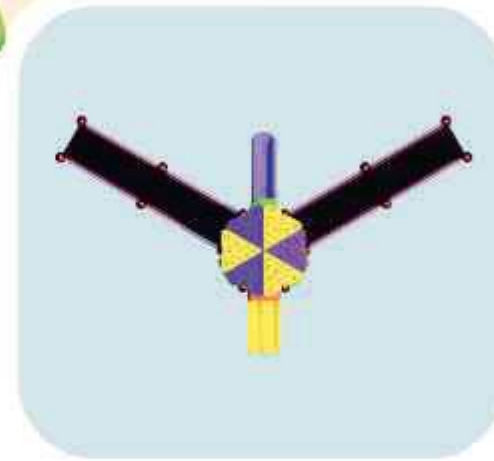


BLISSFUL BAY

Series code:  
IP-03-MP

Actual size (ft.)  
38 X 24 X 12

Minimum  
recommended area(ft.)  
44 X 30 X 15



www.replayindia.com

TOLL FREE NUMBER 1800 2037 200

**INCLUSIVE**  
PLAY SERIES



RAINBOW RETREAT

Series code:  
IP-04-MP

Actual size (ft.)  
32 X 24 X 13

Minimum  
recommended area(ft.)  
38 X 30 X 15



**INCLUSIVE**  
PLAY SERIES



Follow us on:

Series code  
**IP-01-PP**

Actual size (ft.)  
**4 X 1 X 4**

Minimum recommended area(ft.)  
**4 X 1 X 4**

**FUN PANEL**

Series code  
**IP-02-PP**

Actual size (ft.)  
**4 X 1 X 4**

Minimum recommended area(ft.)  
**8 X 4 X 6**

**PLAYFUL PANEL**

Series code  
**IP-03-PP**

Actual size (ft.)  
**4 X 1 X 4**

Minimum recommended area(ft.)  
**8 X 4 X 6**

**IMAGINATION STATION**

Series code  
**IP-04-PP**

Actual size (ft.)  
**4 X 1 X 4**

Minimum recommended area(ft.)  
**8 X 4 X 6**

**DIGI DOODLE PANEL**

Series code  
**IP-05-PP**

Actual size (ft.)  
**4 X 1 X 4**

Minimum recommended area(ft.)  
**8 X 4 X 6**

**JOY PANEL**

Series code  
**IP-06-PP**

Actual size (ft.)  
**4 X 1 X 4**

Minimum recommended area(ft.)  
**8 X 4 X 6**

**ADVENTURE BOARD**

Series code  
**IP-07-PP**

Actual size (ft.)  
**4 X 1 X 4**

Minimum recommended area(ft.)  
**8 X 4 X 6**

**XOXO PANEL**

Series code  
**IP-08-PP**

Actual size (ft.)  
**8 X 1 X 4**

Minimum recommended area(ft.)  
**12 X 4 X 6**

**FUN FUSION**

**WONDER WALL**

Series code: **IP-09-PP**  
 Actual size (ft.): **12 X 1 X 4**  
 Minimum recommended area(ft.): **16 X 4 X 6**

**TIC-TAC-TOE**

Series code: **IP-10-PP**  
 Actual size (ft.): **12 X 1 X 4**  
 Minimum recommended area(ft.): **16 X 4 X 6**

**CREATIVITY CORNER**

Series code: **IP-11-PP**  
 Actual size (ft.): **24 X 6 X 4**  
 Minimum recommended area(ft.): **30 X 10 X 6**

**TICKLE TUNNEL**

Series code: **IP-12-CT**  
 Actual size (ft.): **5 X 4 X 4**  
 Minimum recommended area(ft.): **12 X 8 X 6**

**CREEPY CRAWLY**

Series code: **IP-13-CT**  
 Actual size (ft.): **9 X 4 X 4**  
 Minimum recommended area(ft.): **15 X 8 X 6**

**SNAKING TUNNEL**

Series code: **IP-14-CT**  
 Actual size (ft.): **12 X 4 X 6**  
 Minimum recommended area(ft.): **16 X 8 X 8**

Series code:  
**IP-15-CT**

Actual size (ft.):  
**12 X 5 X 4**

Minimum recommended area(ft.):  
**16 X 8 X 6**

**COZY CRAWL**

Series code:  
**IP-16-CT**

Actual size (ft.):  
**10 X 12 X 8**

Minimum recommended area(ft.):  
**16 X 18 X 10**

**MYSTICAL TUNNEL**

Series code:  
**IP-17-SL**

Actual size (ft.):  
**6 X 2 X 7**

Minimum recommended area(ft.):  
**10 X 6 X 10**

**LLDPE SMOOTH SLOPE**

Series code:  
**IP-18-SL**

Actual size (ft.):  
**6 X 4 X 7**

Minimum recommended area(ft.):  
**10 X 6 X 10**

**LLDPE CURVY SLIDE**

Series code:  
**IP-19-SL**

Actual size (ft.):  
**12 X 3 X 5**

Minimum recommended area(ft.):  
**18 X 9 X 10**


**LLDPE SIMPLE SLIDE**

Series code  
**IP-20-BP**

Actual size (ft.)  
**10 X 10 X 8**

Minimum recommended area(ft.)  
**16 X 16 X 12**

**PLAY HEAVEN**




Series code  
**IP-21-BP**

Actual size (ft.)  
**20 X 10 X 8**

Minimum recommended area(ft.)  
**26 X 16 X 13**

**PLAYFUL PLAZA**



Series code  
**IP-22-SP**

Actual size (ft.)  
**8 X 8 X 5**

Minimum recommended area(ft.)  
**14 X 14 X 10**

**SAND PLAY**



Series code  
**IP-23-PH**

Actual size (ft.)  
**12 X 8 X 8**

Minimum recommended area(ft.)  
**18 X 14 X 10**

**WONDERS PLAY**



Series code  
**IP-24-PH**

Actual size (ft.)  
**8 X 8 X 8**

Minimum recommended area(ft.)  
**14 X 14 X 11**

**PLAYFUL PALACE**



Series code  
**IP-25-SS**

Actual size (ft.)  
**10 X 2 X 3**

Minimum  
recommended area(ft.)  
**16 X 6 X 6**

**BUG-BEE SEE-SAW**




Series code  
**IP-26-SS**

Actual size (ft.)  
**6 X 3 X 4**

Minimum  
recommended area(ft.)  
**12 X 9 X 6**

**CAR-AZY SEE-SAW**

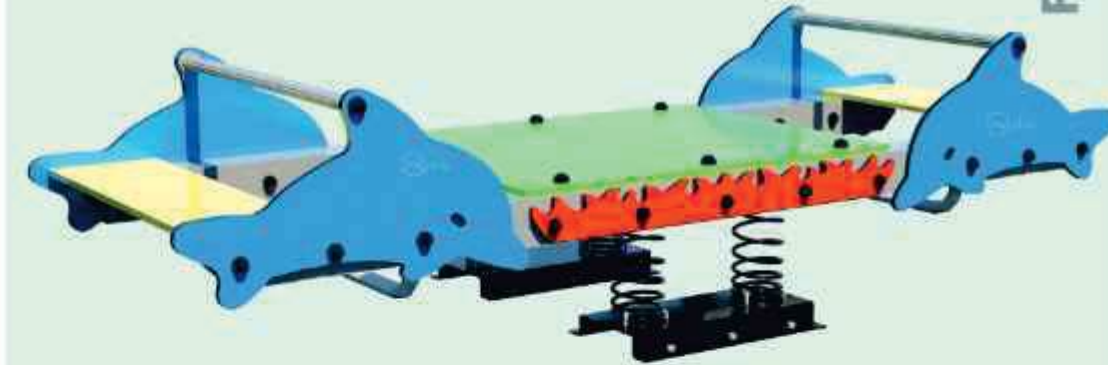


Series code  
**IP-27-SS**

Actual size (ft.)  
**10 X 6 X 4**

Minimum  
recommended area(ft.)  
**16 X 12 X 6**

**FISHY FUNNY SEE SAW**



Series code  
**IP-28-SW**

Actual size (ft.)  
**10 X 8 X 10**

Minimum  
recommended area(ft.)  
**16 X 14 X 12**

**GONDOLA SWING**



**INCLUSIVE**

PLAY SERIES



[www.replayindia.com](http://www.replayindia.com)

TOLL FREE NUMBER **1800 2037 200**

**INCLUSIVE**

PLAY SERIES



Follow us on:

Series code  
**IP-29-SW**

Actual size (ft.)  
**10 X 6 X 10**

Minimum recommended area(ft.)  
**16 X 12 X 12**



**CHUCKLE CIRCLE SWING**

Series code  
**IP-30-SW**

Actual Size (ft.)  
**12 X 5 X 10**

Minimum recommended area(ft.)  
**18 X 10 X 12**



**SIT 'N' SNICKER SWING**

Series code  
**IP-31-SW**

Actual size (ft.)  
**20 X 5 X 10**

Minimum recommended area(ft.)  
**28 X 10 X 12**



**SIT 'N' SNICKER CIRCLE**

Series code  
**IP-32-SW**

Actual size (ft.)  
**30 X 5 X 10**

Minimum recommended area(ft.)  
**36 X 10 X 12**



**SEATS OF SPINNER**

Series code  
**IP-33-MGR**

Actual size (ft.)  
**6 X 6 X 3**

Minimum recommended area(ft.)  
**10 X 10 X 6**

**MERRY-GO-ADAPT**



Series code  
**IP-34-MGR**

Actual size (ft.)  
**6 X 6 X 3**

Minimum recommended area(ft.)  
**10 X 10 X 6**

**WHEEL OF JOY**



Series code  
**IP-35-MGR**

Actual size (ft.)  
**6 X 6 X 3**

Minimum recommended area(ft.)  
**10 X 10 X 6**

**CHEERFUL CHURN**



**INCLUSIVE**  
PLAY SERIES



[www.replayindia.com](http://www.replayindia.com)

TOLL FREE NUMBER **1800 2037 200**



# FITNESS

CHILDREN  
FITNESS  
PLAY  
SERIES

With video games and computers taking over your child's world, push them out in the lap of mother nature with our Fitness Play Equipment designed especially keeping children of all age groups in mind. Make your child's play meaningful with our durable and attractive range.



Scan this Code for Online Order

Series code  
**RI-01-CF**

Actual size (ft.)  
**10 X 2 X 2**

Minimum recommended area(ft.)  
**16 X 8 X 6**

**HOPPING PADS**

Series code  
**RI-02-CF**

Actual size (ft.)  
**6 X 2 X 2**

Minimum recommended area(ft.)  
**12 X 8 X 6**

**BALANCING STEPS**

Series code  
**RI-03-CF**

Actual size (ft.)  
**8 X 3 X 1**

Minimum recommended area(ft.)  
**14 X 9 X 6**

**BALANCING BEAM**

Series code  
**RI-04-CF**

Actual size (ft.)  
**12 X 3 X 3**

Minimum recommended area(ft.)  
**18 X 9 X 7**

**HURDLE CRAWLER**

**MULTI CHIN-UP ZONE**

Series code  
**RI-05-CF**

Actual size (ft.)  
**22 X 20 X 8**

Minimum recommended area(ft.)  
**28 X 26 X 10**

**WPC CLIMBING ZONE**

Series code  
**RI-06-CF**

Actual size (ft.)  
**24 X 16 X 8**

Minimum recommended area(ft.)  
**30 X 24 X 10**

### MULTI ACTIVITY FITNESS EQUIPMENT



Series code  
**RI-07-CF**

Actual size (ft.)  
**18 X 12 X 8**

Minimum recommended area(ft.)  
**24 X 18 X 10**

### WPC FITNESS STATION



Series code  
**RI-08-CF**

Actual size (ft.)  
**20 X 20 X 8**

Minimum recommended area(ft.)  
**26 X 26 X 8**

### MULTI LEVEL HANGING STATION



Series code  
**RI-09-CF**

Actual size (ft.)  
**20 X 12 X 8**

Minimum recommended area(ft.)  
**26 X 18 X 10**

### MULTI FITNESS STATION



Series code  
**RI-10-CF**

Actual size (ft.)  
**24 X 12 X 8**

Minimum recommended area(ft.)  
**30 X 18 X 10**

### MULTI FUNCTION STRETCHING STATION



Series code  
**RI-11-CF**

Actual size (ft.)  
**14 X 10 X 8**

Minimum recommended area(ft.)  
**20 X 16 X 10**

### MULTI LEVEL HANGING BARS



Series code  
**RI-12-CF**

Actual size (ft.)  
**14 X 5 X 8**

Minimum recommended area(ft.)  
**20 X 10 X 10**

### MULTI ACTIVITY CLIMBING STATION



Series code  
**RI-13-CF**

Actual size (ft.)  
**20 X 6 X 8**

Minimum recommended area(ft.)  
**26 X 12 X 10**

### MULTI LEVEL PLAY STATION



Series code  
**RI-14-CF**

Actual size (ft.)  
**20 X 6 X 8**

Minimum recommended area(ft.)  
**26 X 12 X 10**

### CHIN-UP & STRETCHING STATION



Series code  
**RI-15-CF**

Actual size (ft.)  
**12 X 8 X 8**

Minimum recommended area(ft.)  
**18 X 14 X 10**

### ROCK WALL MULTI CHIN-UP



Series code  
**RI-16-CF**

Actual size (ft.)  
**14 X 14 X 8**

Minimum recommended area(ft.)  
**20 X 20 X 10**

### MULTI LEVEL LADDER



Series code  
**RI-17-CF**

Actual size (ft.)  
**16 X 5 X 8**

Minimum recommended area(ft.)  
**22 X 12 X 10**

### MULTI SPORTS STATION



Series code  
**RI-18-CF**

Actual size (ft.)  
**10 X 10 X 8**

Minimum recommended area(ft.)  
**16 X 16 X 10**

### MULTI CHIN-UP BASKET BALL STATION



Series code  
**RI-19-CF**

Actual size (ft.)  
**14 X 5 X 8**

Minimum recommended area(ft.)  
**20 X 11 X 10**

### MINI COMPLEX COMBO



Series code  
**RI-20-CF**

Actual size (ft.)  
**6 X 6 X 8**

Minimum recommended area(ft.)  
**12 X 12 X 10**

### MULTI FITNESS ZONE INCLUSIVE PLAY



Series code  
**RI-21-CF**

Actual size (ft.)  
**18 X 14 X 8**

Minimum recommended area(ft.)  
**24 X 20 X 10**

### MULTI CHIN-UP INCLUSIVE ZONE



Series code  
**RI-22-CF**

Actual size (ft.)  
**18 X 12 X 8**

Minimum recommended area(ft.)  
**24 X 20 X 10**

### MILITARY CLIMBING ZONE



Series code  
**RI-23-CF**

Actual size (ft.)  
**12 X 5 X 5**

Minimum recommended area(ft.)  
**18 X 12 X 10**

### HANGING BRIDGE



Series code  
**RI-24-CF**

Actual size (ft.)  
**10 X 2 X 8**

Minimum recommended area(ft.)  
**16 X 8 X 10**

### VERTICAL NET CLIMBING WALL



Series code  
**RI-25-CF**

Actual size (ft.)  
**10 X 3 X 10**

Minimum recommended area(ft.)  
**16 X 8 X 12**

### SWING BARS



Series code  
**RI-26-CF**

Actual size (ft.)  
**8 X 3 X 8**

Minimum recommended area(ft.)  
**14 X 9 X 10**

Series code  
**RI-27-CF**

Actual size (ft.)  
**8 X 3 X 5**

Minimum recommended area(ft.)  
**14 X 8 X 8**



**HANGING BURMA BRIDGE**

Series code  
**RI-28-CF**

Actual size (ft.)  
**6 X 3 X 4**

Minimum recommended area(ft.)  
**12 X 9 X 6**



**PARALLEL BAR**

Series code  
**RI-29-CF**

Actual size (ft.)  
**16 X 3 X 7**

Minimum recommended area(ft.)  
**22 X 9 X 10**



**ROCK WALL BRIDGE ZONE**

Series code  
**RI-30-CF**

Actual size (ft.)  
**16 X 4 X 6**

Minimum recommended area(ft.)  
**22 X 8 X 9**



**JUMPING & HANGING ZONE**

**CHILDREN**  
PLAY SERIES



[www.replayindia.com](http://www.replayindia.com)

TOLL FREE NUMBER **1800 2037 200**



# WOODEN

WOODEN  
PLAY SERIES

**WPC SERIES**  
Multi Activity Play System  
Slide, See-saw, Swing, Rider

Replay's Wooden Series is sheer joy that makes playground more attractive and inviting. These completely self-sufficient, sustainable and easy to install play equipment have their strength held in the grain.

Take a look at our series to witness how we create unmatched playscape experiences for communities.

**NATURAL WOOD SERIES**  
Multi Activity Play System  
Swing, Merry-go-round,  
Climber, See-saw, Rider



Scan this Code  
for Online Order

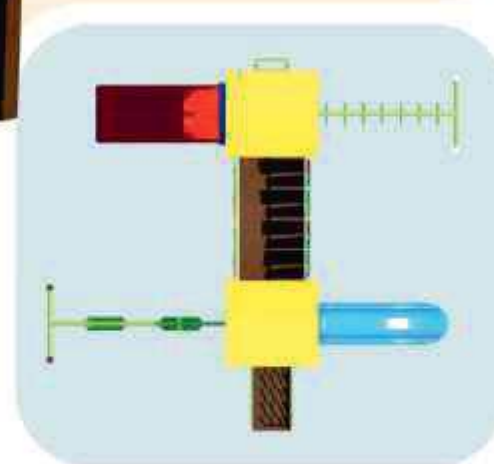


WHOOPEE WOODEN WHIRL

Series code  
WP-01-MP

Actual size (ft.)  
24 X 22 X 12

Minimum recommended area(ft.)  
30 X 28 X 14

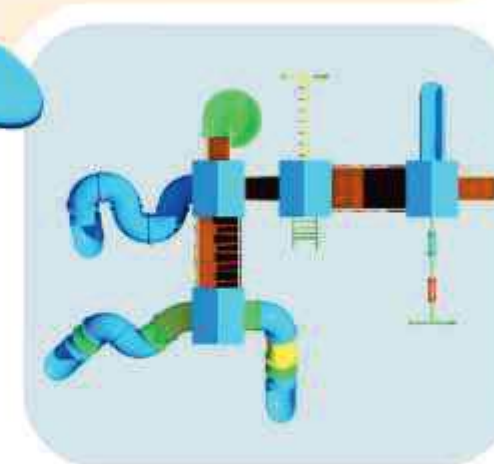


TIMBER TUMBLE TOWER

Series code  
WP-02-MP

Actual size (ft.)  
42 X 36 X 14

Minimum recommended area(ft.)  
48 X 42 X 16



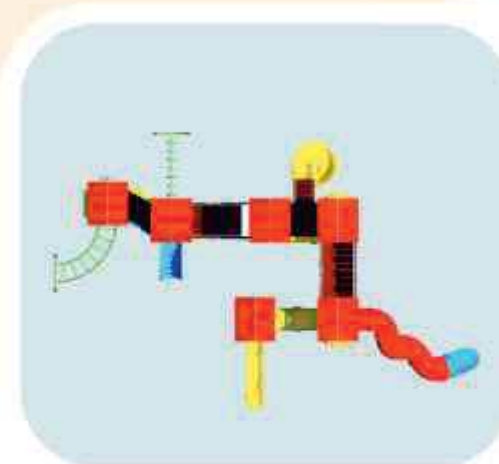


CHUCKLE BERRY BRIDGE

Series code  
WP-03-MP

Actual size (ft.)  
40 X 34 X 14

Minimum recommended area(ft.)  
46 X 40 X 16



www.replayindia.com

TOLL FREE NUMBER 1800 2037 200




HOOK 'N' HURDLE HAVEN

Series code  
WP-04-MP

Actual size (ft.)  
36 X 34 X 16

Minimum recommended area(ft.)  
42 X 30 X 18



Follow us on:



WOBBLE WOODLAND

Series code  
**WP-05-MP**  
Actual size (ft.)  
**48 X 12 X 10**  
Minimum recommended area(ft.)  
**54 X 18 X 12**



[www.replayindia.com](http://www.replayindia.com)

TOLL FREE NUMBER **1800 2037 200**

**WOODEN**  
PLAY SERIES



Series code  
**WP-06-SL**  
Actual size (ft.)  
**10 X 8 X 8**  
Minimum recommended area(ft.)  
**16 X 14 X 12**

WOODY DOUBLE SLIDE



Series code  
**WP-07-SL**  
Actual size (ft.)  
**18 X 4 X 12**  
Minimum recommended area(ft.)  
**24 X 10 X 14**

WOODY BOUNCY BOUNCE



Series code  
**WP-08-SL**  
Actual size (ft.)  
**16 X 4 X 12**  
Minimum recommended area(ft.)  
**22 X 10 X 15**

WOODY ZIG ZAG SLIDE



**WOODEN**  
PLAY SERIES




Follow us on:

Series code  
**WP-09-SL**  
Actual size (ft.)  
**16 X 4 X 12**  
Minimum recommended area(ft.)  
**22 X 10 X 16**



**WOODY SMOOTH SLOPE**

Series code  
**WP-10-SL**  
Actual size (ft.)  
**16 X 4 X 12**  
Minimum recommended area(ft.)  
**22 X 10 X 17**



**WOODY TUMBLE TUBE**

Series code  
**WP-11-SS**  
Actual size (ft.)  
**8 X 2 X 3**  
Minimum recommended area(ft.)  
**14 X 8 X 5**



**WOODY TINY TURBO**

Series code  
**WP-12-SS**  
Actual size (ft.)  
**8 X 8 X 3**  
Minimum recommended area(ft.)  
**14 X 14 X 6**



**WOODY GRIDDY GABBY**

Series code  
**WP-13-SS**

Actual size (ft.)  
**8 X 8 X 3**

Minimum recommended area(ft.)  
**14 X 14 X 7**

**WOODY TIP TOP TOTTER**

Series code  
**WP-14-SS**

Actual size (ft.)  
**8 X 6 X 3**

Minimum recommended area(ft.)  
**14 X 12 X 8**

**WOODY SEE-SAW SMILE**

Series code  
**WP-15-SW**

Actual size (ft.)  
**6 X 5 X 9**

Minimum recommended area(ft.)  
**12 X 10 X 10**

**WOODY SINGLE SWING**

Series code  
**WP-16-SW**

Actual size (ft.)  
**10 X 5 X 9**

Minimum recommended area(ft.)  
**16 X 10 X 10**

**WOODY GARDEN GLIDE**

Series code  
**WP-17-SW**

Actual size (ft.)  
**10 X 5 X 9**

Minimum recommended area(ft.)  
**16 X 10 X 11**

**WOODY JOLLY JINGLE**

Series code  
**WP-18-SW**

Actual size (ft.)  
**20 X 5 X 9**

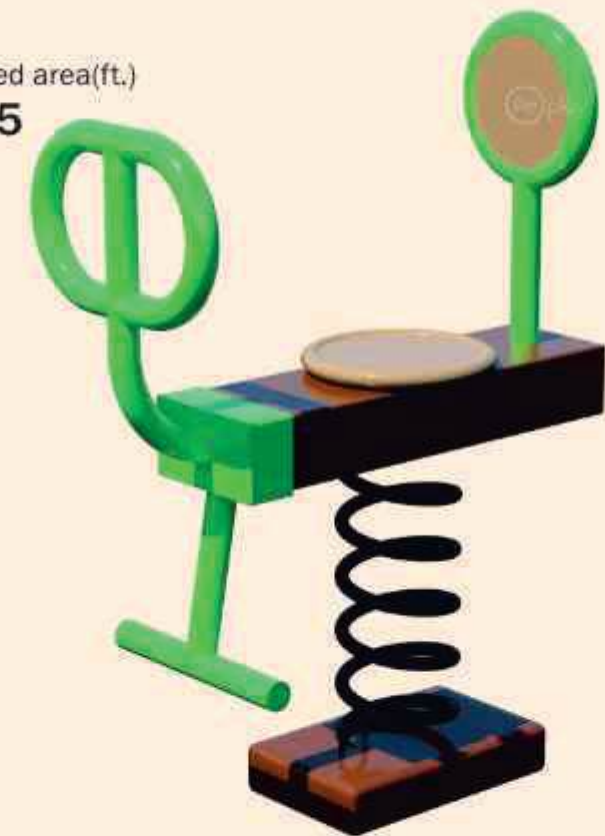
Minimum recommended area(ft.)  
**26 X 10 X 12**

**WOODY EASY BREEZY SWING**

Series code  
**WP-19-SR**

Actual size (ft.)  
**3 X 1 X 3**

Minimum recommended area(ft.)  
**6 X 5 X 5**




**WOODY RETRO ROCKER**

Series code  
**WP-20-SR**

Actual size (ft.)  
**3 X 1 X 3**

Minimum recommended area(ft.)  
**6 X 5 X 6**



**WOODY TRUCK 'A' RIDE**

Series code  
**WP-21-SR**

Actual size (ft.)  
**3 X 2 X 3**

Minimum recommended area(ft.)  
**6 X 5 X 6**



**WOODY JEEP RIDE**

Series code  
**WP-22-SR**

Actual size (ft.)  
**3 X 2 X 3**

Minimum recommended area(ft.)  
**6 X 5 X 6**



**WOODY FISH 'A' RIDE**

Series code  
**NW-01-MP**

Actual size (ft.)  
**34 X 34 X 15**

Minimum  
recommended area(ft.)  
**40 X 40 X 16**



NATURAL WOOD TOWER



**WOODEN**  
PLAY SERIES



[www.replayindia.com](http://www.replayindia.com)

TOLL FREE NUMBER **1800 2037 200**

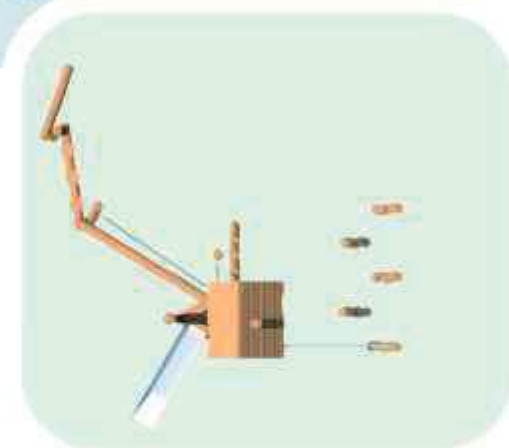
Series code  
**NW-02-MP**

Actual size (ft.)  
**30 X 28 X 13**

Minimum  
recommended area(ft.)  
**36 X 34 X 14**



NATURAL WOOD FUN



**WOODEN**  
PLAY SERIES



Follow us on:

Series code  
**NW-03-MP**

Actual size (ft.)  
**22 X 22 X 14**

Minimum recommended area(ft.)  
**28 X 28 X 15**



NATURAL WOOD STATION



[www.replayindia.com](http://www.replayindia.com)

TOLL FREE NUMBER **1800 2037 200**

**WOODEN**  
PLAY SERIES

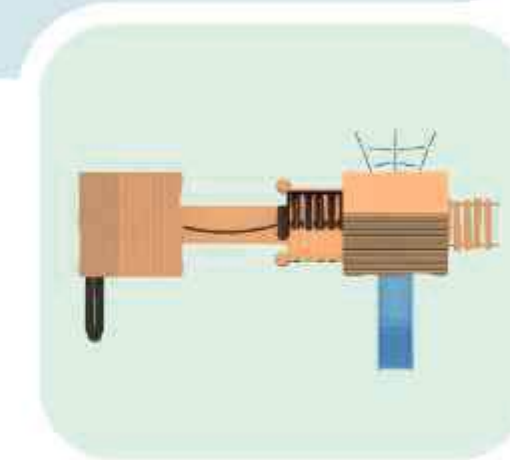


NATURAL WOOD ZONE

Series code  
**NW-04-MP**

Actual size (ft.)  
**22 X 14 X 12**

Minimum recommended area(ft.)  
**28 X 20 X 13**



**WOODEN**  
PLAY SERIES



Follow us on:

Series code  
**NW-05-MP**

Actual size (ft.)  
**16 X 13 X 12**

Minimum recommended area(ft.)  
**22 X 19 X 13**



NATURAL WOOD HOUSE



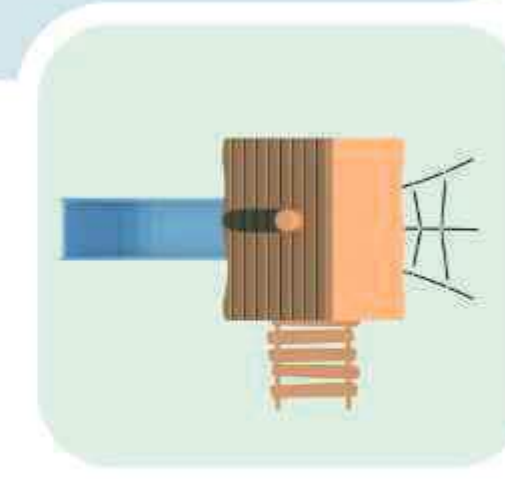
Series code  
**NW-06-MP**

Actual size (ft.)  
**12 X 08 X 11**

Minimum recommended area(ft.)  
**18 X 14 X 12**



NATURAL WOOD HUT



Series code  
**NW-07-MP**

Actual size (ft.)  
**24 x 18 x 13**

Minimum  
recommended area(ft.)  
**30 x 24 x 15**



NATURAL WOOD CASTLE



Series code  
**NW-08-MP**

Actual size (ft.)  
**34 x 26 x 13**

Minimum  
recommended area(ft.)  
**40 x 32 x 15**



NATURAL WOOD PALACE



Series code  
**NW-09-MP**

Actual size (ft.)  
**20 x 14 x 10**

Minimum recommended area(ft.)  
**26 x 20 x 12**



NATURAL WOOD SHAK



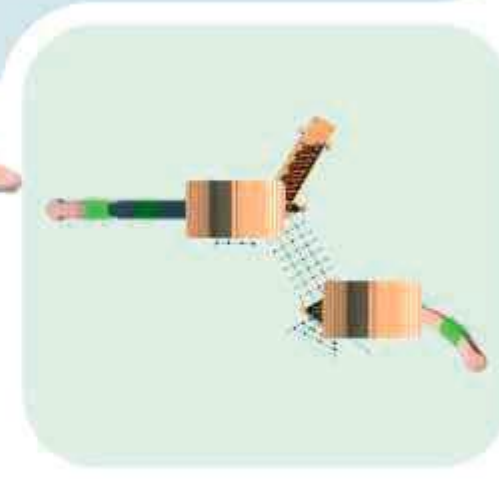
Series code  
**NW-10-MP**

Actual size (ft.)  
**40 x 24 x 13**

Minimum recommended area(ft.)  
**46 x 30 x 15**



NATURAL WOOD STEEP




Series code  
**NW-11-MP**

Actual size (ft.)  
**24 x 20 x 12**

Minimum recommended area(ft.)  
**30 x 26 x 18**



NATURAL WOOD DELLING



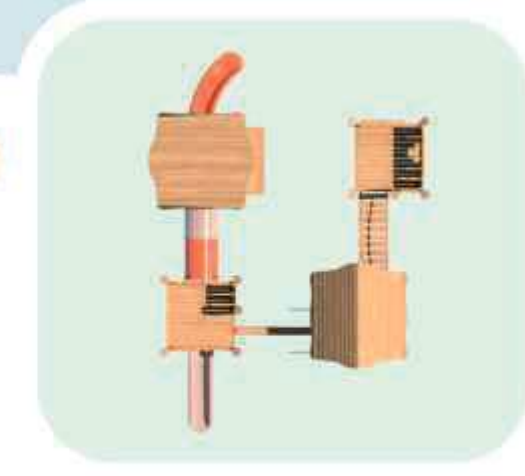
Series code  
**NW-12-MP**

Actual size (ft.)  
**28 x 26 x 08**

Minimum recommended area(ft.)  
**34 x 32 x 10**



NATURAL WOOD DECK



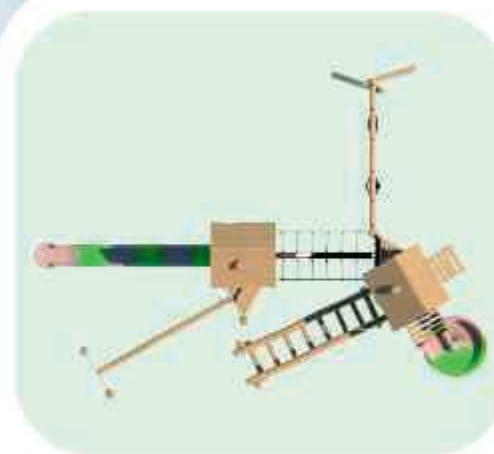
Series code  
**NW-13-MP**

Actual size (ft.)  
**40 x 30 x 14**

Minimum recommended area(ft.)  
**46 x 36 x 16**



NATURAL WOOD SPIRE



[www.replayindia.com](http://www.replayindia.com)

TOLL FREE NUMBER **1800 2037 200**

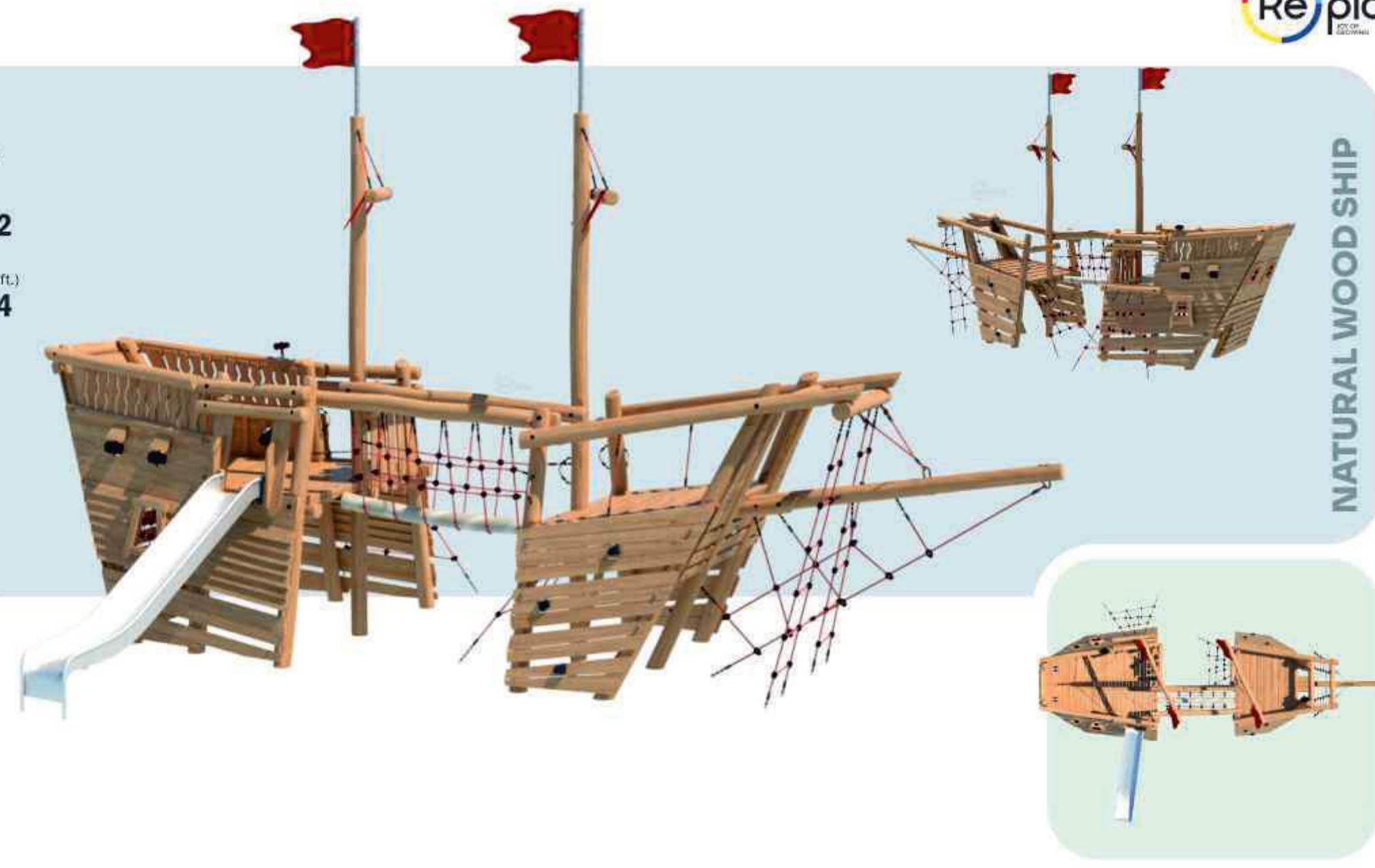
**WOODEN**  
PLAY SERIES



Series code  
**NW-14-MP**

Actual size (ft.)  
**22 x 20 x 12**

Minimum recommended area(ft.)  
**28 x 26 x 14**



NATURAL WOOD SHIP



**WOODEN**  
PLAY SERIES



Follow us on:

Series code  
**NW-15-SW**

Actual size (ft.)  
**10 X 06 X 09**

Minimum recommended area(ft.)  
**14 X 12 X 10**

**NATURAL WOOD 'A' SWING**

Series code  
**NW-16-SW**

Actual size (ft.)  
**08 X 06 X 09**

Minimum recommended area(ft.)  
**12 X 12 X 10**

**NATURAL WOOD SWING**

Series code  
**NW-17-MGR**

Actual size (ft.)  
**04 X 04 X 03**

Minimum recommended area(ft.)  
**10 X 10 X 06**

**NATURAL WOOD CAROUSEL**

Series code  
**NW-18-MGR**

Actual size (ft.)  
**04 X 04 X 03**

Minimum recommended area(ft.)  
**10 X 10 X 06**

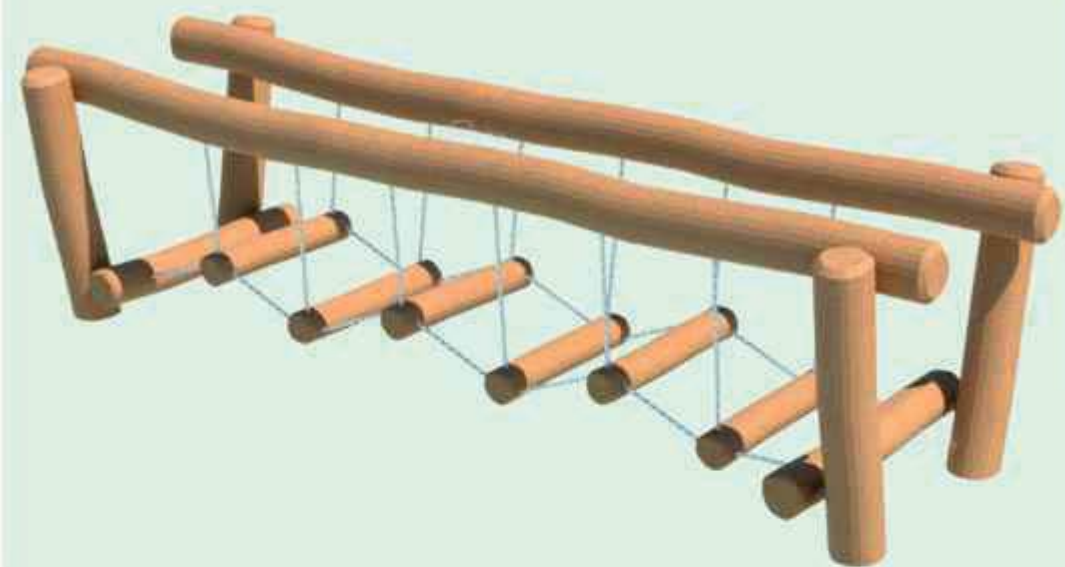
**NATURAL WOOD MGR**

Series code  
**NW-19-CL**

Actual size (ft.)  
**08 X 02 X 03**

Minimum recommended area(ft.)  
**14 X 08 X 06**

NATURAL WOOD BRIDGE




Series code  
**NW-20-CL**

Actual size (ft.)  
**08 X 02 X 06**

Minimum recommended area(ft.)  
**14 X 08 X 10**

NATURAL WOOD CLIMBER



Series code  
**NW-21-SS**

Actual size (ft.)  
**08 X 08 X 03**

Minimum recommended area(ft.)  
**14 X 14 X 06**

NATURAL WOOD 4 SEE-SAW



Series code  
**NW-22-SS**

Actual size (ft.)  
**08 X 02 X 03**

Minimum recommended area(ft.)  
**14 X 08 X 06**

NATURAL WOOD 2 SEE-SAW



Series code  
**NW-23-SR**

Actual size (ft.)  
**02 X 01 X 02**

Minimum recommended area(ft.)  
**06 X 06 X 06**



NATURAL WOOD SPINNER

Series code  
**NW-24-SR**

Actual size (ft.)  
**02 X 01 X 02**

Minimum recommended area(ft.)  
**06 X 06 X 06**



NATURAL WOOD RIDER

**WOODEN**  
PLAY SERIES



[www.replayindia.com](http://www.replayindia.com)

TOLL FREE NUMBER **1800 2037 200**

Stainless steel is a remarkable metal. This century old metal is used today in every facet of life and in our magnificent Silver Series Stainless Steel Equipment.

It's incredible strength, heat and corrosion resistance qualities make it an excellent choice in our product range, especially for outdoor space. Here's a look at our captivating Silver Series.

**STAINLESS STEEL PLAY SERIES**

Multi Activity Play System  
Merry-Go-Round, See-saw  
Slide, Swing, Gym Equipment



Scan this Code for Online Order

Follow us on:

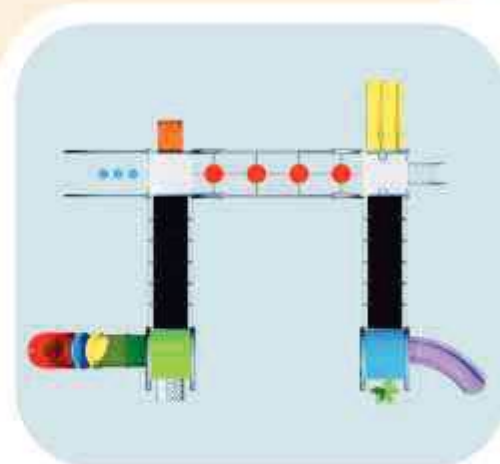


Series code  
**SS-01-MP**

Actual size (ft.)  
**26 X 32 X 10**

Minimum recommended area(ft.)  
**32 X 38 X 12**

**DIVERSE DELIGHT**

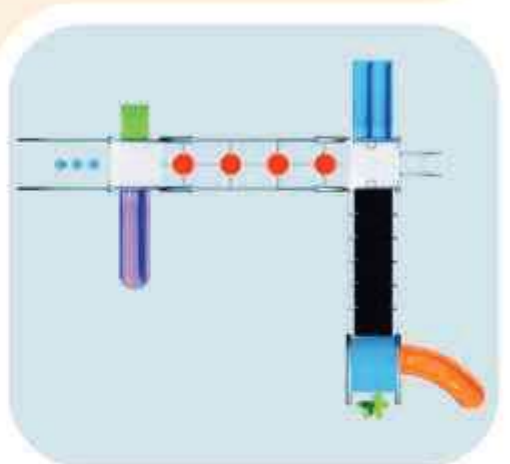


Series code  
**SS-02-MP**

Actual size (ft.)  
**24 X 22 X 10**

Minimum recommended area(ft.)  
**30 X 28 X 12**

**PIONEER PLAZA**



**STAINLESS STEEL**

5+

[www.replayindia.com](http://www.replayindia.com)

TOLL FREE NUMBER **1800 2037 200**

PLAY SERIES

**STAINLESS STEEL**

5+

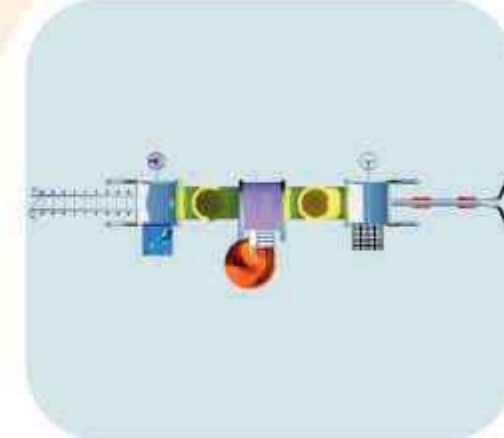
Follow us on:

PLAY SERIES



Series code  
**SS-03-MP**  
Actual size (ft.)  
**28 X 12 X 12**  
Minimum recommended area(ft.)  
**34 X 18 X 14**

**CHEERFUL CHALLENGE**



**STAINLESS STEEL**

PLAY SERIES

5+   
Age Group Multiplayer Watch Free Less Sharp Maintenance

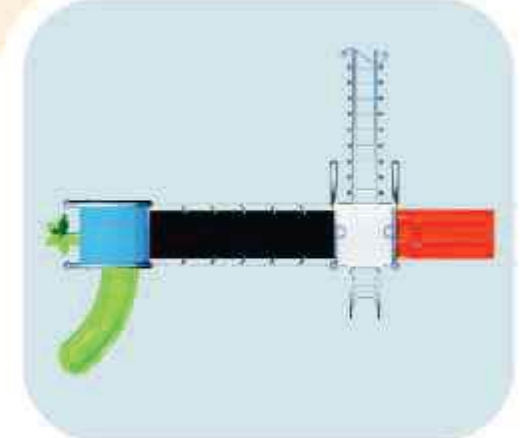
[www.replayindia.com](http://www.replayindia.com)

TOLL FREE NUMBER **1800 2037 200**



Series code  
**SS-04-MP**  
Actual size (ft.)  
**22 X 18 X 10**  
Minimum recommended area(ft.)  
**28 X 24 X 12**

**GLEEFUL GALORE**



**STAINLESS STEEL**

PLAY SERIES

5+   
Age Group Multiplayer Watch Free Less Sharp Maintenance

Follow us on:

Series code  
**SS-05-MGR**

Actual size (ft.)  
**6 X 6 X 4**

Minimum recommended area(ft.)  
**12 X 12 X 6**



**SILVERY SPINNY CIRCLE**

Series code  
**SS-06-MGR**

Actual size (ft.)  
**4 X 4 X 3**

Minimum recommended area(ft.)  
**10 X 10 X 5**



**SILVERY WHIZZY RIDE**

Series code  
**SS-07-SS**

Actual size (ft.)  
**8 X 2 X 3**

Minimum recommended area(ft.)  
**14 X 8 X 5**



**UP-DOWN TOTTER**

Series code  
**SS-08-SS**

Actual size (ft.)  
**8 X 2 X 3**

Minimum recommended area(ft.)  
**14 X 8 X 5**



**TIP-TAP TEETER**

Series code  
**SS-09-SS**

Actual size (ft.)  
**8 X 8 X 3**

Minimum recommended area(ft.)  
**14 X 14 X 5**



**SWAYING SEAT**

Series code  
**SS-10-SR**

Actual size (ft.)  
**2 X 1 X 3**

Minimum recommended area(ft.)  
**8 X 6 X 5**



**TILT-TOP TOTTER**

**STAINLESS STEEL**

PLAY SERIES



www.replayindia.com

TOLL FREE NUMBER **1800 2037 200**

**STAINLESS STEEL**

PLAY SERIES



Follow us on:

Series code  
**SS-11-SL**

Actual size (ft.)  
**14 X 4 X 9**

Minimum recommended area(ft.)  
**20 X 12 X 10**

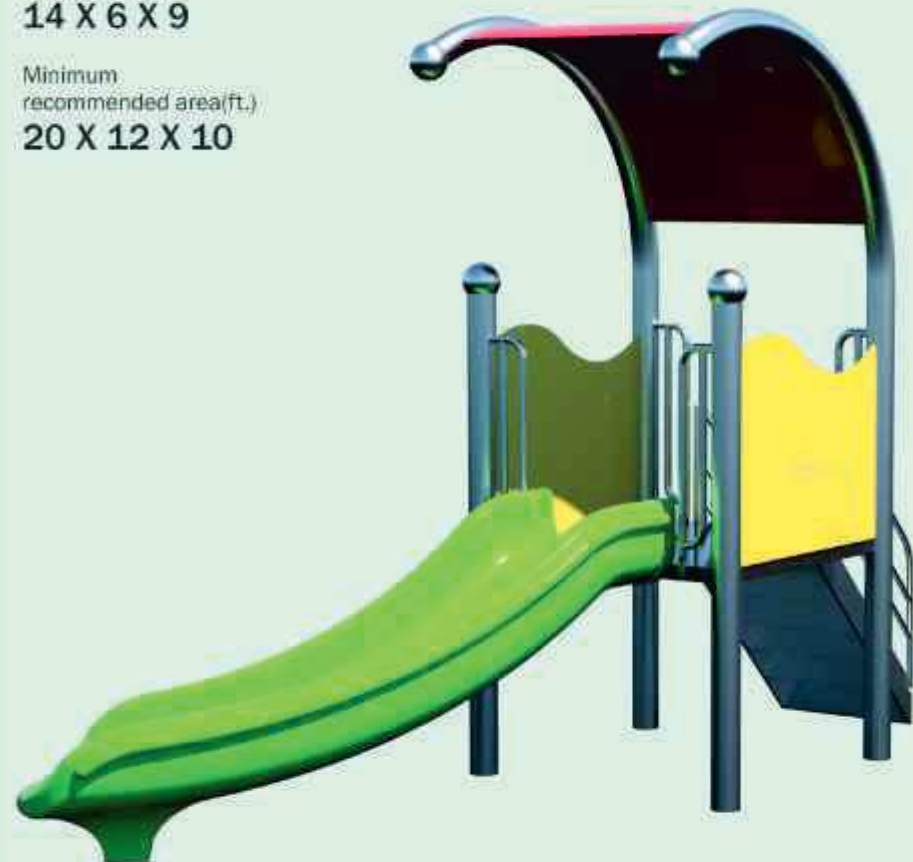


**SILVER LLDPE STRAIGHT SLIDE**

Series code  
**SS-12-SL**

Actual size (ft.)  
**14 X 6 X 9**

Minimum recommended area(ft.)  
**20 X 12 X 10**




**SILVER LLDPE CURVE SLIDE**

Series code  
**SS-13-SL**

Actual size (ft.)  
**14 X 4 X 9**

Minimum recommended area(ft.)  
**20 X 12 X 10**



**SILVER LLDPE DOUBLE SLIDE**

Series code  
**SS-14-SL**

Actual size (ft.)  
**16 X 4 X 12**

Minimum recommended area(ft.)  
**22 X 12 X 14**



**SILVER TUMBLE TUBE**

**STAINLESS STEEL**

PLAY SERIES

5+

[www.replayindia.com](http://www.replayindia.com)

TOLL FREE NUMBER **1800 2037 200**

**STAINLESS STEEL**

PLAY SERIES

5+

Follow us on:

Series code  
**SS-15-SW**

Actual size (ft.)  
**8 X 5 X 10**

Minimum recommended area(ft.)  
**14 X 10 X 12**




**SILVERY SWING 'A' LING**

Series code  
**SS-16-SW**

Actual size (ft.)  
**12 X 5 X 10**

Minimum recommended area(ft.)  
**16 X 10 X 12**



**SILVERY GARDEN GLID**

Series code  
**SS-17-GYM**

Actual size (ft.)  
**8 X 2 X 6**

Minimum recommended area(ft.)  
**14 X 8 X 10**



**SILVERY PARALLEL BAR**

Series code  
**SS-18-GYM**

Actual size (ft.)  
**12 X 1 X 8**

Minimum recommended area(ft.)  
**16 X 6 X 10**



**SILVERY 3 LEVEL CHIN-UP**

**STAINLESS STEEL**

PLAY SERIES



[www.replayindia.com](http://www.replayindia.com)

TOLL FREE NUMBER **1800 2037 200**

**STAINLESS STEEL**

PLAY SERIES




Follow us on:

Series code  
**SS-19-GYM**

Actual size (ft.)  
**4 X 3 X 6**

Minimum recommended area(ft.)  
**10 X 8 X 8**



**SILVERY PUSH-UP & DIP STATION**

Series code  
**SS-20-GYM**

Actual size (ft.)  
**7 X 2 X 3**

Minimum recommended area(ft.)  
**14 X 8 X 6**




**SILVERY ABS SHAPER**

Series code  
**SS-21-GYM**

Actual size (ft.)  
**7 X 2 X 3**

Minimum recommended area(ft.)  
**12 X 8 X 6**



**SILVERY POMMEL HORSE**

Series code  
**SS-22-GYM**

Actual size (ft.)  
**2 X 2 X 3**

Minimum recommended area(ft.)  
**8 X 8 X 6**



**SILVERY LEG STRETCH**

**STAINLESS STEEL**

PLAY SERIES

5+

[www.replayindia.com](http://www.replayindia.com)

TOLL FREE NUMBER **1800 2037 200**

**STAINLESS STEEL**

PLAY SERIES

5+

Follow us on:

Series code  
**SS-23-GYM**

Actual size (ft.)  
**4 X 3 X 8**

Minimum recommended area(ft.)  
**12 X 8 X 10**



SILVERY MULTI FUNCTION TRAINER

Series code  
**SS-24-GYM**

Actual size (ft.)  
**10 X 3 X 8**

Minimum recommended area(ft.)  
**16 X 8 X 10**



SILVERY MULTI CHIN-UP

Series code  
**SS-25-GYM**

Actual size (ft.)  
**3 X 2 X 3**

Minimum recommended area(ft.)  
**9 X 8 X 7**



SILVERY BACK STRETCH

Series code  
**SS-26-GYM**

Actual size (ft.)  
**3 X 1 X 3**

Minimum recommended area(ft.)  
**9 X 6 X 6**



SILVERY STATIC ARM CYCLE

**STAINLESS STEEL**

5+

PLAY SERIES

www.replayindia.com

TOLL FREE NUMBER **1800 2037 200**

**STAINLESS STEEL**

5+

PLAY SERIES

Follow us on:

Series code  
**SS-27-GYM**

Actual size (ft.)  
**12 X 8 X 8**

Minimum recommended area(ft.)  
**18 X 14 X 10**



**PULL-UP PALOOZA**

Series code  
**SS-28-GYM**

Actual size (ft.)  
**18 X 8 X 8**

Minimum recommended area(ft.)  
**24 X 14 X 10**



**MONKEY BAR MADNESS**

Series code  
**SS-29-GYM**

Actual size (ft.)  
**20 X 14 X 8**

Minimum recommended area(ft.)  
**26 X 20 X 10**



**GYM RING RODEO**

**STAINLESS STEEL**


PLAY SERIES



www.replayindia.com

TOLL FREE NUMBER **1800 2037 200**

# CROSSFIT



PLAY SERIES

Outdoor CrossFit playground equipment offers a dynamic and challenging workout experience. Designed to promote functional fitness, these installations combine traditional playground elements with exercise equipment, allowing users to engage in bodyweight exercises, cardio, and strength training.

From pull-up bars and climbing walls to agility obstacles, these versatile setups cater to fitness enthusiasts of all levels, fostering a fun and effective outdoor fitness environment.



Scan this Code for Online Order

Follow us on:

Series code  
**RI-01-CP**

Actual size (ft.)  
**6 X 1 X 3**

Minimum recommended area(ft.)  
**12 X 6 X 8**



**PUSH-UP/ INVERTED ROW BARS**

Series code  
**RI-02-CP**

Actual size (ft.)  
**12 X 3 X 3**

Minimum recommended area(ft.)  
**18 X 9 X 8**



**OVER/ UNDER AGILITY POST**

Series code  
**RI-03-CP**

Actual size (ft.)  
**8 X 2 X 7**

Minimum recommended area(ft.)  
**14 X 8 X 12**



**SWINGING BALANCE STEPS**

Series code  
**RI-04-CP**

Actual size (ft.)  
**12 X 4 X 5**

Minimum recommended area(ft.)  
**18 X 10 X 8**



**LOW CARGO NET CLIMB**

Series code  
**RI-05-CP**

Actual size (ft.)  
**6 X 6 X 8**

Minimum recommended area(ft.)  
**12 X 12 X 12**



**A- WALL CLIMBER**

Series code  
**RI-06-CP**

Actual size (ft.)  
**12 X 12 X 14**

Minimum recommended area(ft.)  
**18 X 18 X 16**



**TRIPLE WRAPPED WALL**

Series code  
**RI-07-CP**

Actual size (ft.)  
**16 X 4 X 10**

Minimum recommended area(ft.)  
**22 X 10 X 12**



**HORIZONTAL ROPE CLIMB**

Series code  
**RI-08-CP**

Actual size (ft.)  
**30 X 6 X 14**

Minimum recommended area(ft.)  
**36 X 12 X 16**



**OBSTACLE STAIRCASE**

Series code:  
**RI-09-CP**

Actual size (ft.)  
**3 X 2 X 2**

Minimum recommended area(ft.)  
**9 X 8 X 8**

**LOW PARALLEL BAR**

Series code:  
**RI-10-CP**

Actual size (ft.)  
**8 X 3 X 1**

Minimum recommended area(ft.)  
**9 X 8 X 8**

**ZIG-ZAG BALANCE BEAM**

Series code:  
**RI-11-CP**

Actual size (ft.)  
**10 X 2 X 2**

Minimum recommended area(ft.)  
**16 X 8 X 8**

**PLYO STEP JUMPS**

Series code:  
**RI-12-CP**

Actual size (ft.)  
**6 X 3 X 2**

Minimum recommended area(ft.)  
**12 X 9 X 6**

**BALANCE STEPS**

Series code:  
**RI-13-CP**

Actual size (ft.)  
**3 X 2 X 1**

Minimum recommended area(ft.)  
**9 X 6 X 6**

**MUSCLE PULLER**

Series code:  
**RI-14-CP**

Actual size (ft.)  
**3 X 3 X 4**

Minimum recommended area(ft.)  
**9 X 9 X 6**

**BEAST FORCE DRAG**

Series code:  
**RI-15-CP**

Actual size (ft.)  
**8 X 3 X 5**

Minimum recommended area(ft.)  
**14 X 9 X 8**

**PARALLEL BAR UPPER BODY WALK**

Series code:  
**RI-16-CP**

Actual size (ft.)  
**5 X 1 X 10**

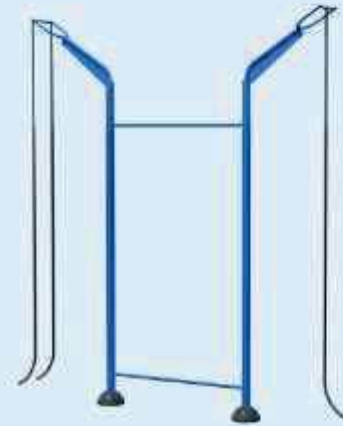
Minimum recommended area(ft.)  
**11 X 7 X 12**

**STALL BARS**

Series code:  
**RI-17-CP**

Actual size (ft.)  
**10 X 2 X 10**

Minimum recommended area(ft.)  
**16 X 8 X 12**



**ROPE CLIMB STATION**

Series code:  
**RI-18-CP**

Actual size (ft.)  
**10 X 2 X 10**

Minimum recommended area(ft.)  
**16 X 8 X 12**



**CARGO NET ROPE CLIMB**

Series code:  
**RI-19-CP**

Actual size (ft.)  
**18 X 16 X 10**

Minimum recommended area(ft.)  
**24 X 22 X 12**



**CORE & CLIMB COMBO**

Series code:  
**RI-20-CP**

Actual size (ft.)  
**16 X 6 X 10**

Minimum recommended area(ft.)  
**24 X 12 X 12**



**6 POST T-REX**

# MUSICAL SERIES



Music is the soul of every community and with our Musical Play Series, we aspire to give our little ones a chance to create their own beautiful music.

Our durable, sustainable, and perfectly tuned Musical Play Series offer many benefits, like motor skill development, better endurance, and reduced stress and is accessible to everyone, regardless of age or musical experience.

Take a look at our product page to know more.



Scan this Code for Online Order

Series code  
**RI-01-ME**

Actual size (ft.)  
**3 X 2 X 3**

Minimum  
recommended area(ft.)  
**9 X 8 X 9**

**MELODY**



Series code  
**RI-02-ME**

Actual size (ft.)  
**3 X 2 X 3**

Minimum  
recommended area(ft.)  
**9 X 8 X 9**

**DUET**

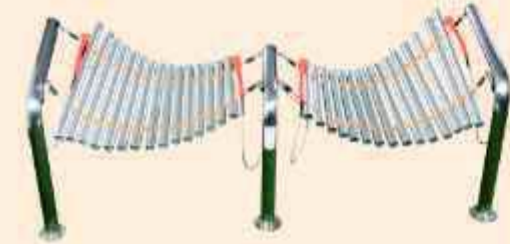


Series code  
**RI-03-ME**

Actual size (ft.)  
**6 X 3 X 3**

Minimum  
recommended area(ft.)  
**12 X 9 X 9**

**MANTA RAY**



Series code  
**RI-04-ME**

Actual size (ft.)  
**6 X 1 X 5**

Minimum  
recommended area(ft.)  
**12 X 7 X 8**

**HARP**



Series code  
**RI-05-ME**

Actual size (ft.)  
**5 X 1 X 4**

Minimum  
recommended area(ft.)  
**10 X 6 X 6**

**GRIFFIN**



Series code  
**RI-06-ME**

Actual size (ft.)  
**4 X 2 X 7**

Minimum  
recommended area(ft.)  
**10 X 8 X 9**

**DIATONIC TEMBOS**



Series code  
**RI-07-ME**

Actual size (ft.)  
**3 X 3 X 4**

Minimum  
recommended area(ft.)  
**9 X 9 X 6**

**TUNED DRUMS**



Series code  
**RI-08-ME**

Actual size (ft.)  
**3 X 2 X 2**

Minimum  
recommended area(ft.)  
**6 X 6 X 6**

**SAMBAS**



Series code  
**RI-09-ME**

Actual size (ft.)  
**6 X 1 X 7**

Minimum recommended area(ft.)  
**12 X 6 X 10**

**CONTRABASS CHIMES**

Series code  
**RI-10-ME**

Actual size (ft.)  
**4 X 2 X 3**

Minimum recommended area(ft.)  
**10 X 6 X 8**

**SERENADE**

Series code  
**RI-11-ME**

Actual size (ft.)  
**8 X 2 X 4**

Minimum recommended area(ft.)  
**14 X 8 X 8**

**RAINBOW BONGOS**

Series code  
**RI-12-ME**

Actual size (ft.)  
**5 X 1 X 3**

Minimum recommended area(ft.)  
**10 X 8 X 6**

**DJEMBES**

Series code  
**RI-13-ME**

Actual size (ft.)  
**4 X 2 X 8**

Minimum recommended area(ft.)  
**10 X 6 X 10**

**CHERUB**

Series code  
**RI-14-ME**

Actual size (ft.)  
**8 X 2 X 5**

Minimum recommended area(ft.)  
**14 X 6 X 8**

**BUTTERFLIES**

Series code  
**RI-15-ME**

Actual size (ft.)  
**8 X 3 X 3**

Minimum recommended area(ft.)  
**14 X 8 X 6**

**FLOWERS**

Series code  
**RI-16-ME**

Actual size (ft.)  
**2 X 2 X 5**

Minimum recommended area(ft.)  
**8 X 8 X 6**

**TENOR TREE**

Series code  
**RI-17-ME**

Actual size (ft.)  
**3 X 2 X 3**

Minimum recommended area(ft.)  
**6 X 6 X 7**



**MARIMBA STREAM**

Series code  
**RI-18-ME**

Actual size (ft.)  
**3 X 1 X 3**

Minimum recommended area(ft.)  
**6 X 5 X 7**



**CLAPPO**

Series code  
**RI-19-ME**

Actual size (ft.)  
**4 X 1 X 5**

Minimum recommended area(ft.)  
**9 X 5 X 7**



**TUBULAR BELLS**

Series code  
**RI-20-ME**

Actual size (ft.)  
**8 X 1 X 4**

Minimum recommended area(ft.)  
**14 X 6 X 7**



**RESONANCE TUBE**

**MUSICAL**

PLAY SERIES

5+



Age Group: Multiplayer: Watch Free: Less Sharp: Maintenance:

www.replayindia.com

TOLL FREE NUMBER **1800 2037 200**

**INDOOR**

PLAY SERIES



Kids time are bliss of life the age of 2 to 4 is best part of parents to see their kids mental reflexes.

We aspire the little one with thrills that make them think and nurture skills.

Take a look at our product page to know more.




Scan this Code for Online Order

Follow us on: 242

Series code  
**RI-01-EP**

Actual size (ft.)  
**4 X 4 X 4**


Minimum  
recommended area(ft.)  
**8 X 8 X 8**



Series code  
**RI-02-EP**

Actual size (ft.)  
**8 X 4 X 4**

Minimum  
recommended area(ft.)  
**14 X 8 X 8**



Series code  
**RI-03-EP**

Actual size (ft.)  
**10 X 6 X 8**

Minimum  
recommended area(ft.)  
**16 X 12 X 10**



Series code  
**RI-04-EP**

Actual size (ft.)  
**20 X 12 X 8**

Minimum  
recommended area(ft.)  
**26 X 18 X 10**



Series code  
**RI-05-EP**

Actual size (ft.)  
**25 X 12 X 6**

Minimum  
recommended area(ft.)  
**30 X 18 X 10**



Series code  
**RI-06-EP**

Actual size (ft.)  
**25 X 25 X 8**

Minimum  
recommended area(ft.)  
**30 X 30 X 10**



Series code  
**RI-07-EP**

Actual size (ft.)  
**6 X 2 X 4**

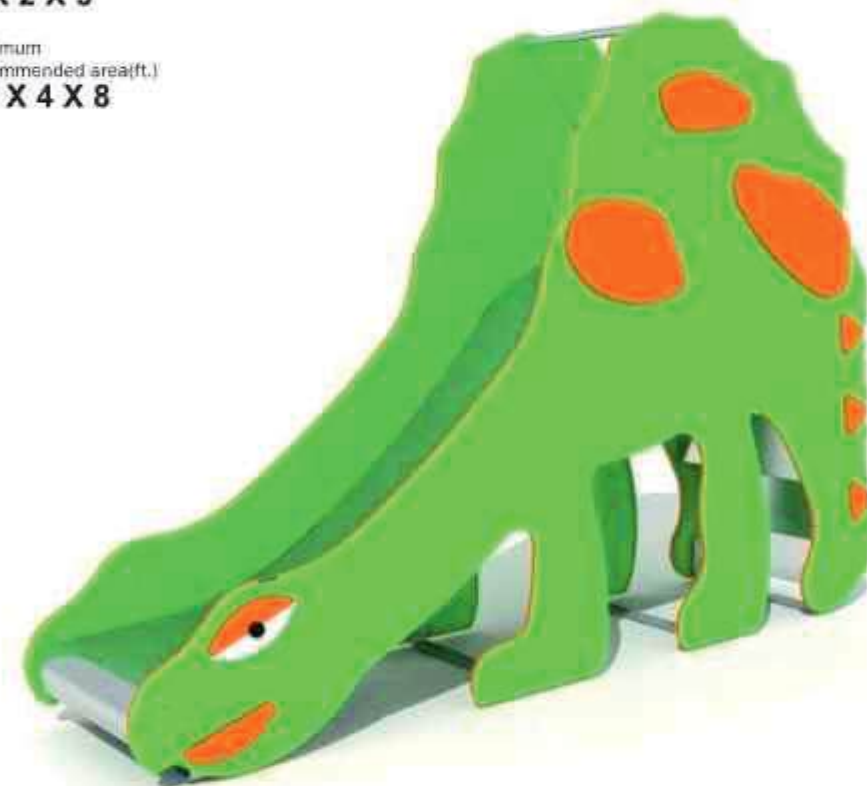
Minimum  
recommended area(ft.)  
**10 X 4 X 8**



Series code  
**RI-08-EP**

Actual size (ft.)  
**6 X 2 X 5**

Minimum  
recommended area(ft.)  
**10 X 4 X 8**



Series code  
**RI-09-EP**

Actual size (ft.)  
**8 X 2 X 6**

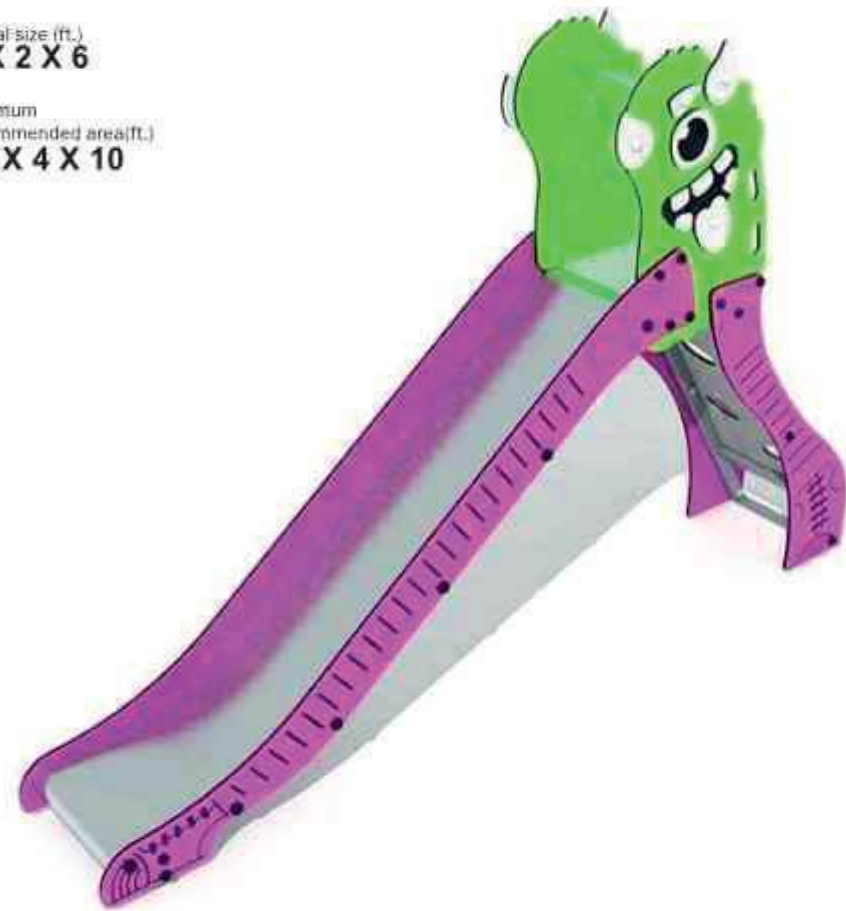
Minimum recommended area(ft.)  
**12 X 4 X 8**



Series code  
**RI-10-EP**

Actual size (ft.)  
**8 X 2 X 6**

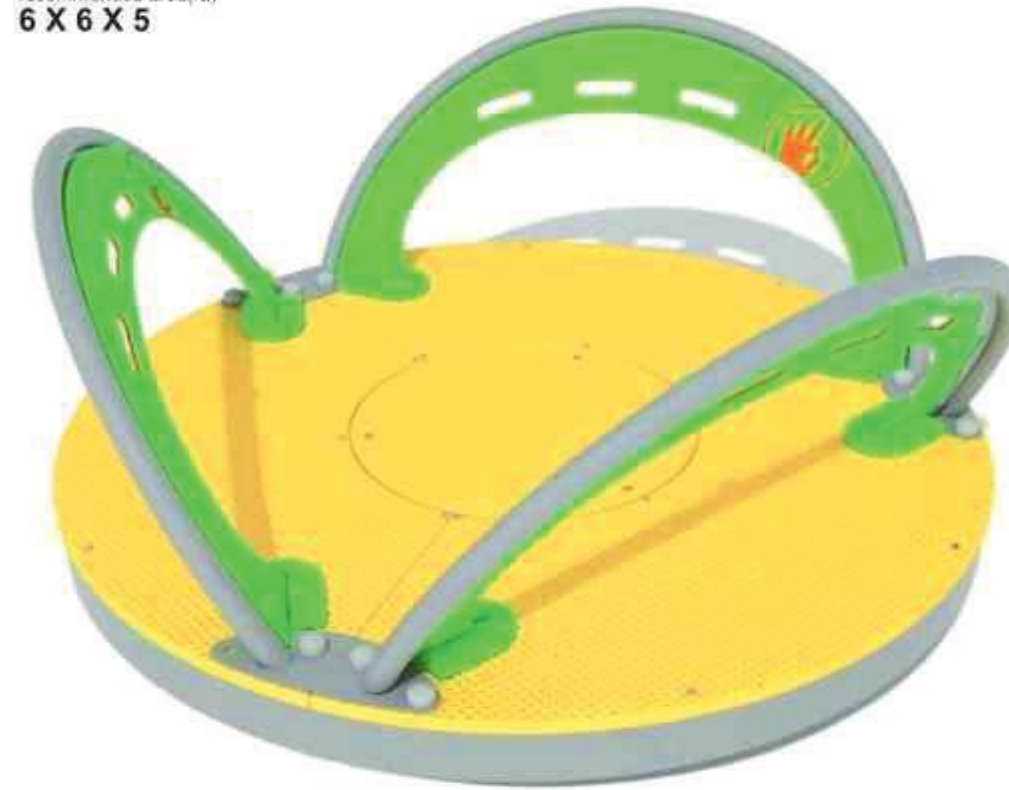
Minimum recommended area(ft.)  
**12 X 4 X 10**



Series code  
**RI-11-EP**

Actual size (ft.)  
**3 X 3 X 2**

Minimum recommended area(ft.)  
**6 X 6 X 5**



Series code  
**RI-12-EP**

Actual size (ft.)  
**4 X 4 X 3**

Minimum recommended area(ft.)  
**6 X 6 X 4**



Series code  
**RI-13-EP**

Actual size (ft.)  
**4 X 3 X 5**

Minimum  
recommended area(ft.)  
**6 X 6 X 8**



Series code  
**RI-14-EP**

Actual size (ft.)  
**4 X 3 X 5**

Minimum  
recommended area(ft.)  
**6 X 6 X 8**



Series code  
**RI-15-EP**

Actual size (ft.)  
**4 X 3 X 5**

Minimum  
recommended area(ft.)  
**6 X 6 X 8**



Series code  
**RI-16-EP**

Actual size (ft.)  
**10 X 4 X 8**

Minimum  
recommended area(ft.)  
**14 X 8 X 10**

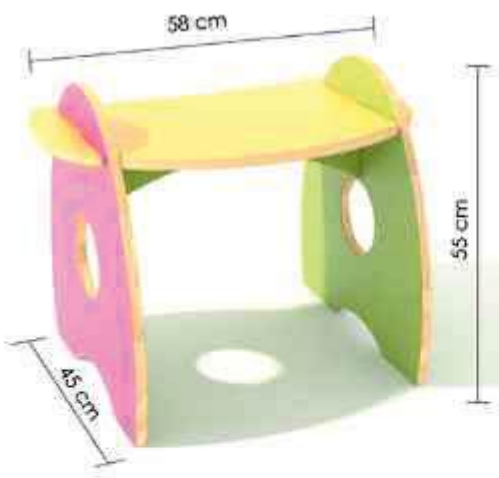


# INTERLOCKING KIDS BENCH

Series code  
**RI-17-EP**

Actual size (ft.)  
**3 X 3 X 3**

Minimum recommended area(ft.)  
**5 X 5 X 5**



Series code  
**RI-01-IP**

Actual size (ft.)  
**8 X 6 X 6**

Minimum recommended area(ft.)  
**14 X 12 X 10**



THE HIP HIDEOUT

Series code  
**RI-02-IP**

Actual size (ft.)  
**11 X 8 X 6**

Minimum recommended area(ft.)  
**16 X 12 X 10**



CLASSY KIDDIE CORNER

Series code:  
**RI-03-IP**

Actual size (ft.)  
**6 X 4 X 4**

Minimum  
recommended area(ft.)  
**12 X 10 X 5**



**CLASSY KIDDIE CORNER**

Series code:  
**RI-04-IP**

Actual size (ft.)  
**9 X 8 X 5**

Minimum  
recommended area(ft.)  
**15 X 14 X 9**



**FASHIONABLE FUN HOUSE**

Series code:  
**RI-05-IP**

Actual size (ft.)  
**4 X 2 X 3**

Minimum  
recommended area(ft.)  
**10 X 8 X 6**



**FASHIONABLE FUN SLIDE**

Series code:  
**RI-06-IP**

Actual size (ft.)  
**6 X 2 X 3**

Minimum  
recommended area(ft.)  
**12 X 8 X 8**



**STYLISH SLIDE**

Series code:  
**RI-07-IP**

Actual size (ft.)  
**6 X 4 X 5**

Minimum  
recommended area(ft.)  
**12 X 8 X 8**



**SLIP 'N' SNICKER SLIDE**

Series code  
**RI-08-IP**

Actual size (ft.)  
**5 X 4 X 4**

Minimum recommended area(ft.)  
**8 X 7 X 8**

**CHIC GLIDE & SWING SET**

Series code  
**RI-09-IP**

Actual size (ft.)  
**5 X 4 X 4**

Minimum recommended area(ft.)  
**8 X 7 X 6**

**STYLISH SWING 'N' SLIDE**

Series code  
**RI-10-IP**

Actual size (ft.)  
**5 X 4 X 4**

Minimum recommended area(ft.)  
**8 X 7 X 6**

**ELEGANT ELEVATE & SWING**

Series code  
**RI-11-IP**

Actual size (ft.)  
**5 X 5 X 3**

Minimum recommended area(ft.)  
**8 X 8 X 6**

**CELESTIAL SLIDE SAFARI**



**HIP BALL HEAVEN**

Series code  
**RI-12-IP**

Actual size (ft.)  
**8 X 6 X 2**

Minimum recommended area(ft.)  
**12 X 8 X 5**



**TRENDY PLAY PIT**

Series code  
**RI-13-IP**

Actual size (ft.)  
**8 X 8 X 3**

Minimum recommended area(ft.)  
**10 X 10 X 6**



Series code  
**RI-14-IP**

Actual size (ft.)  
**4 X 2 X 5**

Minimum recommended area(ft.)  
**6 X 5 X 6**

**SHELFOLGY**



Series code  
**RI-15-IP**

Actual size (ft.)  
**4 X 2 X 5**

Minimum recommended area(ft.)  
**6 X 5 X 6**

**BOOK BUNK**



Series code  
**RI-16-IP**

Actual size (ft.)  
**6 X 2 X 5**

Minimum recommended area(ft.)  
**8 X 5 X 6**

**STYLISH SHELFIE**



Series code  
**RI-17-IP**

Actual size (ft.)  
**8 X 2 X 5**

Minimum recommended area(ft.)  
**10 X 5 X 6**

**BOOK HEAVEN**



Series code  
**RI-18-IP**

Actual size (ft.)  
**3 X 2 X 4**

Minimum recommended area(ft.)  
**5 X 4 X 5**

**BOOK SHELF**



Series code  
**RI-19-IP**

Actual size (ft.)  
**4 X 2 X 2**

Minimum recommended area(ft.)  
**6 X 5 X 4**

**MINI MINGLE SET**



Series code  
**RI-20-IP**

Actual size (ft.)  
**3 X 3 X 2**

Minimum recommended area(ft.)  
**5 X 5 X 5**

**TINY TABLE TROUPE**



Series code  
**RI-21-IP**

Actual size (ft.)  
**4 X 3 X 2**

Minimum recommended area(ft.)  
**6 X 5 X 4**

**LITTLE LOUNGERS**



### HORSE ROCKER

Series code  
**RI-22-IP**

Actual size (ft.)  
**2 X 1 X 1**

Minimum recommended area(ft.)  
**4 X 2 X 3**



Series code  
**RI-23-IP**

Actual size (ft.)  
**2 X 1 X 1**

Minimum recommended area(ft.)  
**3 X 2 X 3**



Series code  
**RI-24-IP**

Actual size (ft.)  
**2 X 1 X 3**

Minimum recommended area(ft.)  
**3 X 2 X 5**



### FISH ROLL-ON

Series code  
**RI-25-IP**

Actual size (ft.)  
**2 X 2 X 2**

Minimum recommended area(ft.)  
**3 X 3 X 4**



### TRUCK ROCKER

Series code  
**RI-26-IP**

Actual size (ft.)  
**2 X 1 X 1**

Minimum recommended area(ft.)  
**3 X 2 X 3**



Series code  
**RI-01-SP**

Actual size (ft.)  
**25 X 20 X 12**

Minimum recommended area(ft.)  
**26 X 26 X 14**



Series code  
**RI-02-SP**

Actual size (ft.)  
**30 X 12 X 10**

Minimum recommended area(ft.)  
**34 X 20 X 12**



Series code  
**RI-03-SP**

Actual size (ft.)  
**15 X 15 X 10**

Minimum recommended area(ft.)  
**20 X 20 X 12**



Series code  
**RI-04-SP**

Actual size (ft.)  
**20 X 20 X 12**

Minimum recommended area(ft.)  
**24 X 24 X 14**



**INDOOR**  
PLAY SERIES

5+

[www.replayindia.com](http://www.replayindia.com)

TOLL FREE NUMBER **1800 2037 200**



**OPEN AIR**

**GYM SERIES**

Our series of Open Air Gym Equipment is crafted with an insight to fit into a natural environment. strong, durable and long-lasting, our series of equipment is the perfect choice for tough and weather resistant outdoor fitness areas, as it is close to maintenance free and able to last for decades.



Scan this Code for Online Order

Follow us on:

Series code  
**RI-01-GYM**

Actual size (ft.)  
**3 X 2 X 5**

Minimum recommended area(ft.)  
**6 X 6 X 7**




**SHOULDER WHEEL**

Series code  
**RI-02-GYM**

Actual size (ft.)  
**11 X 1 X 8**

Minimum recommended area(ft.)  
**14 X 5 X 9**




**3 LEVEL CHIN-UP**

Series code  
**RI-03-GYM**

Actual size (ft.)  
**8 X 1 X 6**

Minimum recommended area(ft.)  
**10 X 4 X 8**



**2 LEVEL CHIN-UP**

Series code  
**RI-04-GYM**

Actual size (ft.)  
**8 X 2 X 5**

Minimum recommended area(ft.)  
**10 X 6 X 8**




**PARALLEL BAR**

Series code  
**RI-05-GYM**

Actual size (ft.)  
**3 X 3 X 5**

Minimum recommended area(ft.)  
**6 X 6 X 8**




**DOUBLE MINI SKI**

Series code  
**RI-06-GYM**

Actual size (ft.)  
**4 X 2 X 4**

Minimum recommended area(ft.)  
**6 X 4 X 6**




**TREADMILL**

Series code  
**RI-07-GYM**

Actual size (ft.)  
**4 X 3 X 6**

Minimum recommended area(ft.)  
**8 X 6 X 8**



**INVERSION MACHINE**

Series code  
**RI-08-GYM**

Actual size (ft.)  
**4 X 3 X 3**

Minimum recommended area(ft.)  
**8 X 6 X 6**




**ROLLER DRUM**

Series code  
**RI-09-GYM**

Actual size (ft.)  
**3 X 3 X 6**

Minimum recommended area(ft.)  
**6 X 6 X 8**



**STAIR STEPPER**

Series code  
**RI-10-GYM**

Actual size (ft.)  
**4 X 2 X 3**

Minimum recommended area(ft.)  
**8 X 4 X 6**



**CYCLE WITH TYRE**

Series code  
**RI-11-GYM**

Actual size (ft.)  
**3 X 2 X 2**

Minimum recommended area(ft.)  
**6 X 4 X 6**



**ROWER**

Series code  
**RI-12-GYM**

Actual size (ft.)  
**6 X 3 X 6**

Minimum recommended area(ft.)  
**12 X 6 X 10**



**DOUBLE PECK DECK**

Series code  
**RI-13-GYM**

Actual size (ft.)  
**3 X 2 X 3**

Minimum recommended area(ft.)  
**6 X 4 X 6**



**ARM & PEDAL CYCLE**

Series code  
**RI-14-GYM**

Actual size (ft.)  
**5 X 3 X 7**

Minimum recommended area(ft.)  
**10 X 6 X 8**



**SINGLE SHOULDER PRESS**

Series code  
**RI-15-GYM**

Actual size (ft.)  
**4 X 4 X 5**

Minimum recommended area(ft.)  
**8 X 8 X 8**




**TAI-CHI SPINNER 4 WHEEL**

Series code  
**RI-16-GYM**

Actual size (ft.)  
**4 X 4 X 5**

Minimum recommended area(ft.)  
**8 X 8 X 6**

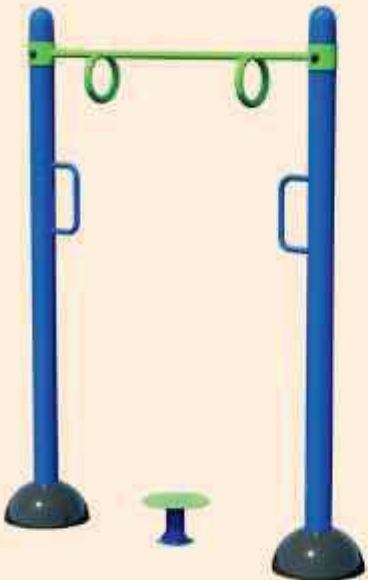


**PALM WHEEL**

Series code  
**RI-17-GYM**

Actual size (ft.)  
**5 X 1 X 7**

Minimum recommended area(ft.)  
**10 X 6 X 8**



**MULTI-TWISTER**

Series code  
**RI-18-GYM**

Actual size (ft.)  
**3 X 3 X 5**

Minimum recommended area(ft.)  
**6 X 6 X 8**




**MINI SKI & WAIST TWISTER**

Series code  
**RI-19-GYM**

Actual size (ft.)  
**4 X 3 X 5**

Minimum recommended area(ft.)  
**8 X 6 X 8**



**PUSH-UP & DIP STATION**

Series code  
**RI-20-GYM**

Actual size (ft.)  
**6 X 3 X 7**

Minimum recommended area(ft.)  
**12 X 6 X 8**



**DOUBLE SIT & PULL**

Series code  
**RI-21-GYM**

Actual size (ft.)  
**5 X 5 X 5**

Minimum recommended area(ft.)  
**8 X 8 X 7**



**TRIPLE WAIST TWISTER**

Series code  
**RI-22-GYM**

Actual size (ft.)  
**7 X 2 X 4**

Minimum recommended area(ft.)  
**12 X 6 X 6**



**DOUBLE AIR WALKER**

Series code  
**RI-23-GYM**

Actual size (ft.)  
**7 X 2 X 5**

Minimum recommended area(ft.)  
**12 X 6 X 8**



**DOUBLE SQUAT PUSHING**

Series code  
**RI-24-GYM**

Actual size (ft.)  
**2 X 1 X 4**

Minimum recommended area(ft.)  
**6 X 6 X 8**




**STATIC ARM CYCLE**

Series code  
**RI-25-GYM**

Actual size (ft.)  
**4 X 2 X 5**

Minimum recommended area(ft.)  
**8 X 4 X 8**



**CROSS COUNTRY SKIER**

Series code  
**RI-26-GYM**

Actual size (ft.)  
**5 X 2 X 6**

Minimum recommended area(ft.)  
**8 X 6 X 8**



**ELLIPTICAL CROSS TRAINER**

Series code  
**RI-27-GYM**

Actual size (ft.)  
**4 X 2 X 5**

Minimum recommended area(ft.)  
**8 X 6 X 6**



**AIR WALKER**

Series code  
**RI-28-GYM**

Actual size (ft.)  
**3 X 3 X 5**

Minimum recommended area(ft.)  
**6 X 6 X 7**



**STEPPER WITH TWISTER**

Series code  
**RI-29-GYM**

Actual size (ft.)  
**5 X 2 X 5**

Minimum recommended area(ft.)  
**8 X 6 X 8**



**SINGLE SQUAT PUSHING**

Series code  
**RI-30-GYM**

Actual size (ft.)  
**7 X 6 X 3**

Minimum recommended area(ft.)  
**12 X 10 X 8**



**DOUBLE ABS SHAPER**

Series code  
**RI-31-GYM**

Actual size (ft.)  
**5 X 4 X 5**

Minimum recommended area(ft.)  
**8 X 6 X 8**



**DOUBLE SKY WALKER**

Series code  
**RI-32-GYM**

Actual size (ft.)  
**2 X 2 X 4**

Minimum recommended area(ft.)  
**5 X 5 X 5**



**HORSE RIDER**

Series code  
**RI-33-GYM**

Actual size (ft.)  
**3 X 2 X 4**

Minimum recommended area(ft.)  
**6 X 6 X 6**

**CYCLE**

Series code  
**RI-34-GYM**

Actual size (ft.)  
**3 X 3 X 5**

Minimum recommended area(ft.)  
**6 X 6 X 8**

**MINI SKI WITH SEATED TWISTER**

Series code  
**RI-35-GYM**

Actual size (ft.)  
**3 X 3 X 8**

Minimum recommended area(ft.)  
**6 X 6 X 10**

**MULTI FUNCTION TRAINER**

Series code  
**RI-36-GYM**

Actual size (ft.)  
**6 X 4 X 5**

Minimum recommended area(ft.)  
**8 X 6 X 8**

**BENCH WITH FIXED WEIGHT**

Series code  
**RI-37-GYM**

Actual size (ft.)  
**5 X 1 X 6**

Minimum recommended area(ft.)  
**8 X 6 X 8**

**POLE WITH FIXED DUMBBELL**

Series code  
**RI-38-GYM**

Actual size (ft.)  
**7 X 3 X 7**

Minimum recommended area(ft.)  
**12 X 6 X 8**

**DOUBLE SHOULDER PRESS**

Series code  
**RI-39-GYM**

Actual size (ft.)  
**8 X 3 X 7**

Minimum recommended area(ft.)  
**10 X 6 X 8**

**DOUBLE CHEST PRESS**

Series code  
**RI-40-GYM**

Actual size (ft.)  
**4 X 4 X 5**

Minimum recommended area(ft.)  
**8 X 8 X 6**

**TRIPLE SEATED TWISTER**

Series code  
**RI-41-GYM**

Actual size (ft.)  
**11 X 4 X 7**

Minimum recommended area(ft.)  
**14 X 6 X 8**



**AIR WALKER WITH SHOULDER PRESS & SQUAT PUSHING**

Series code  
**RI-42-GYM**

Actual size (ft.)  
**10 X 5 X 6**

Minimum recommended area(ft.)  
**12 X 8 X 8**



**AIR WALKER WITH SEATED TWISTER & SQUAT PUSHING**

Series code  
**RI-43-GYM**

Actual size (ft.)  
**8 X 5 X 7**

Minimum recommended area(ft.)  
**12 X 8 X 8**



**AIR WALKER WITH MINI SKI & SQUAT PUSHING**

Series code  
**RI-44-GYM**

Actual size (ft.)  
**6 X 5 X 5**

Minimum recommended area(ft.)  
**8 X 8 X 6**



**SHOULDER EXERCISER**

Series code  
**RI-45-GYM**

Actual size (ft.)  
**3 X 2 X 3**

Minimum recommended area(ft.)  
**6 X 6 X 5**



**COMFORT CYCLE**

Series code  
**RI-46-GYM**

Actual size (ft.)  
**7 X 5 X 5**

Minimum recommended area(ft.)  
**9 X 8 X 6**



**DOUBLE SHOULDER EXERCISER**

Series code  
**RI-47-GYM**

Actual size (ft.)  
**4 X 4 X 5**

Minimum recommended area(ft.)  
**8 X 8 X 6**



**PALM FLEX ASSIST**

Series code  
**RI-48-GYM**

Actual size (ft.)  
**3 X 2 X 3**

Minimum recommended area(ft.)  
**6 X 4 X 6**



**ARM REVOLVE ASSIST**

Series code  
**RI-49-GYM**

Actual size (ft.)  
**8 X 4 X 7**

Minimum recommended area(ft.)  
**12 X 8 X 8**

**EASE LIFT CHEST & SHOULDER PRESS**



Series code  
**RI-50-GYM**

Actual size (ft.)  
**6 X 2 X 3**

Minimum recommended area(ft.)  
**8 X 4 X 6**

**ABS SHAPER**



Series code  
**RI-51-GYM**

Actual size (ft.)  
**2 X 2 X 3**

Minimum recommended area(ft.)  
**5 X 5 X 6**

**KNEE CHAIR**



Series code  
**RI-52-GYM**

Actual size (ft.)  
**5 X 2 X 5**

Minimum recommended area(ft.)  
**7 X 6 X 6**

**SEATED & STANDING TWISTER**



Series code  
**RI-53-GYM**

Actual size (ft.)  
**7 X 2 X 3**

Minimum recommended area(ft.)  
**10 X 6 X 6**

**POMMEL HORSE**



Series code  
**RI-54-GYM**

Actual size (ft.)  
**8 X 4 X 7**

Minimum recommended area(ft.)  
**10 X 6 X 8**

**AIR WALKER WITH SHOULDER PRESS & CHEST PRESS**



Series code  
**RI-55-GYM**

Actual size (ft.)  
**8 X 4 X 7**

Minimum recommended area(ft.)  
**10 X 8 X 8**

**DOUBLE SQUAT PUSHING WITH AIR WALKER**



Series code  
**RI-56-GYM**

Actual size (ft.)  
**7 X 4 X 6**

Minimum recommended area(ft.)  
**10 X 8 X 8**

**AIR WALKER WITH DOUBLE SHOULDER WHEEL**



Series code  
**RI-57-GYM**

Actual size (ft.)  
**2 X 2 X 3**

Minimum recommended area(ft.)  
**6 X 6 X 6**



**LEG STRETCH**

Series code  
**RI-58-GYM**

Actual size (ft.)  
**3 X 2 X 3**

Minimum recommended area(ft.)  
**6 X 6 X 5**




**BACK STRETCH**

Series code  
**RI-59-GYM**

Actual size (ft.)  
**5 X 2 X 6**

Minimum recommended area(ft.)  
**8 X 6 X 8**




**STANDING ROLLER**

Series code  
**RI-60-GYM**

Actual size (ft.)  
**3 X 2 X 3**

Minimum recommended area(ft.)  
**6 X 6 X 5**




**SINGLE STRETCHER**

Series code  
**RI-61-GYM**

Actual size (ft.)  
**4 X 3 X 5**

Minimum recommended area(ft.)  
**8 X 6 X 8**



**TAI-CHI SPINNER 2 WHEEL**

Series code  
**RI-62-GYM**

Actual size (ft.)  
**6 X 3 X 4**

Minimum recommended area(ft.)  
**8 X 6 X 6**



**BENCH WITH FIXED DUMBBELL**

Series code  
**RI-63-GYM**

Actual size (ft.)  
**7 X 4 X 7**

Minimum recommended area(ft.)  
**12 X 6 X 8**




**SINGLE CHEST PRESS**

Series code  
**RI-64-GYM**

Actual size (ft.)  
**3 X 3 X 5**

Minimum recommended area(ft.)  
**6 X 6 X 8**




**ASSISTED CHIN-UP**

Series code  
**RI-65-GYM**

Actual size (ft.)  
**5 X 4 X 5**

Minimum recommended area(ft.)  
**6 X 6 X 6**



**FIXED SHOULDER PRESS**

Series code  
**RI-66-GYM**

Actual size (ft.)  
**4 X 4 X 5**

Minimum recommended area(ft.)  
**8 X 8 X 6**



**SIDE RAISES**

Series code  
**RI-67-GYM**

Actual size (ft.)  
**6 X 4 X 5**

Minimum recommended area(ft.)  
**8 X 6 X 6**




**SEATED CHEST PRESS**

Series code  
**RI-68-GYM**

Actual size (ft.)  
**7 X 7 X 5**

Minimum recommended area(ft.)  
**10 X 10 X 8**



**FIXED DOUBLE SHOULDER PRESS**

Series code  
**RI-69-GYM**

Actual size (ft.)  
**4 X 4 X 4**

Minimum recommended area(ft.)  
**8 X 8 X 6**



**LIFT EASE SHOULDER ENHANCER**

Series code  
**RI-70-GYM**

Actual size (ft.)  
**5 X 4 X 5**

Minimum recommended area(ft.)  
**8 X 6 X 6**



**SEATED SHOULDER PRESS**

Series code  
**RI-71-GYM**

Actual size (ft.)  
**5 X 4 X 5**

Minimum recommended area(ft.)  
**8 X 6 X 6**



**KNEE RELIEF CHAIR**

Series code  
**RI-72-GYM**

Actual size (ft.)  
**5 X 4 X 5**

Minimum recommended area(ft.)  
**7 X 6 X 6**



**ADDUCTION INNER THIGH MACHINE**

Series code  
**RI-73-GYM**

Actual size (ft.)  
**8 X 7 X 6**

Minimum recommended area(ft.)  
**12 X 9 X 8**

**SIT-UP BENCH WITH INVERSION MACHINE**

Series code  
**RI-74-GYM**

Actual size (ft.)  
**10 X 3 X 8**

Minimum recommended area(ft.)  
**12 X 8 X 10**

**MULTI CHIN-UP**

Series code  
**RI-75-GYM**

Actual size (ft.)  
**25 X 25 X 9**

Minimum recommended area(ft.)  
**32 X 32 X 10**

**8 SET FITNESS STATION**

Series code  
**RI-76-GYM**

Actual size (ft.)  
**20 X 18 X 10**

Minimum recommended area(ft.)  
**26 X 24 X 12**

**OAG MULTI STATION - 1**

Series code  
**RI-77-GYM**

Actual size (ft.)  
**10 X 10 X 9**

Minimum recommended area(ft.)  
**18 X 18 X 12**



**4 SET FITNESS STATION**

Series code  
**RI-78-GYM**

Actual size (ft.)  
**10 X 8 X 8**

Minimum recommended area(ft.)  
**18 X 16 X 10**



**OAG MULTI STATION - 2**

**OPEN AIR**  
GYM SERIES



[www.replayindia.com](http://www.replayindia.com)

TOLL FREE NUMBER **1800 2037 200**



**DECOR SERIES**

You will find everything you need to make communities happy and healthy at Replay, including Garden Decor.

Move out in the fresh air and relax in your garden as you watch your children play. We have everything that you'd require in your patio and garden.



Scan this Code for Online Order

Series code  
**GD-01-BN**

Actual size (ft.)  
**5 X 2 X 2**

Minimum recommended area(ft.)  
**6 X 4 X 5**

**CURVED BENCH**



Series code  
**GD-02-BN**

Actual size (ft.)  
**5 X 2 X 3**

Minimum recommended area(ft.)  
**6 X 4 X 6**

**CURVED BENCH WITH BACKREST**




Series code  
**GD-03-BN**

Actual size (ft.)  
**5 X 4 X 3**

Minimum recommended area(ft.)  
**6 X 8 X 6**

**ROYAL BENCH**



Series code  
**GD-04-BN**

Actual size (ft.)  
**5 X 2 X 2**

Minimum recommended area(ft.)  
**6 X 4 X 6**

**MAHARAJA BENCH**



Series code  
**GD-05-BN**

Actual size (ft.)  
**5 X 2 X 3**

Minimum recommended area(ft.)  
**6 X 4 X 6**

**FRP STRIP CAST IRON BENCH**



Series code  
**GD-06-BN**

Actual size (ft.)  
**5 X 2 X 3**

Minimum recommended area(ft.)  
**6 X 4 X 6**

**UNIQUE GARDEN BENCH**



Series code  
**GD-07-BN**

Actual size (ft.)  
**5 X 2 X 3**

Minimum recommended area(ft.)  
**6 X 4 X 6**

**DELUX BENCH**



Series code  
**GD-08-BN**

Actual size (ft.)  
**5 X 2 X 2**

Minimum recommended area(ft.)  
**6 X 4 X 6**

**SIMPLE BENCH**



Series code  
**GD-09-BN**

Actual size (ft.)  
**5 X 2 X 2**

Minimum recommended area(ft.)  
**6 X 4 X 6**

**GARDEN BENCH**



Series code  
**GD-10-BN**

Actual size (ft.)  
**5 X 2 X 3**

Minimum recommended area(ft.)  
**6 X 4 X 6**

**GARDEN BENCH WITH BACKREST**



Series code  
**GD-11-PT**

Actual size (ft.)  
**8 X 8 X 3**

Minimum recommended area(ft.)  
**10 X 10 X 5**

**ROUND PICNIC TABLE**



Series code  
**GD-12-PT**

Actual size (ft.)  
**8 X 8 X 3**

Minimum recommended area(ft.)  
**10 X 10 X 5**

**SQUARE PICNIC TABLE**



Series code  
**GD-13-SW**

Actual size (ft.)  
**10 X 5 X 8**

Minimum recommended area(ft.)  
**14 X 10 X 10**

**GARDEN SWING**



Series code  
**GD-14-SW**

Actual size (ft.)  
**10 X 5 X 8**

Minimum recommended area(ft.)  
**14 X 10 X 10**

**LAWN SWING**



Series code  
**GD-15-SW**

Actual size (ft.)  
**10 X 5 X 8**

Minimum recommended area(ft.)  
**14 X 10 X 10**

**FANCY YARD SWING**



Series code  
**GD-16-SW**

Actual size (ft.)  
**12 X 5 X 8**

Minimum recommended area(ft.)  
**14 X 10 X 10**

**FAMILY SWING**



Series code  
**GD-17-DB**

Actual size (ft.)  
**2 X 2 X 3**

Minimum recommended area(ft.)  
**4 X 4 X 5**



**ROTO DUSTBIN 50 LITRE**

Series code  
**GD-18-DB**

Actual size (ft.)  
**2 X 2 X 4**

Minimum recommended area(ft.)  
**4 X 4 X 6**



**ROTO DUSTBIN 60 LITRE**

Series code  
**GD-19-DB**

Actual size (ft.)  
**2.5 X 2.5 X 4**

Minimum recommended area(ft.)  
**5 X 5 X 6**



**ROTO DUSTBIN 80 LITRE**

Series code  
**GD-20-DB**

Actual size (ft.)  
**2.5 X 2.5 X 5**

Minimum recommended area(ft.)  
**5 X 5 X 6**



**ROTO DUSTBIN 100 LITRE**

Series code  
**GD-21-DB**

Actual size (ft.)  
**3 X 3 X 4**

Minimum recommended area(ft.)  
**5 X 5 X 6**



**ROTO DUSTBIN 150 LITRE**

Series code  
**GD-22-DB**

Actual size (ft.)  
**2 X 2 X 6**

Minimum recommended area(ft.)  
**4 X 4 X 8**



**POLE MOUNTED BIN 50 LITRE**

Series code  
**GD-23-DB**

Actual size (ft.)  
**2.5 X 2.5 X 6**

Minimum recommended area(ft.)  
**4 X 4 X 8**



**ROTO DUSTBIN 100 LITRE**

Series code  
**GD-24-DB**

Actual size (ft.)  
**2.5 X 2.5 X 4**

Minimum recommended area(ft.)  
**4 X 4 X 6**



**WHEELED GARBAGE BIN 90 LITRE**

Series code  
**GD-25-DB**

Actual size (ft.)  
**2.5 X 2.5 X 5**

Minimum recommended area(ft.)  
**4 X 4 X 7**



**WHEELED GARBAGE BIN 120 LITRE**

Series code  
**GD-26-DB**

Actual size (ft.)  
**2.5 X 2.5 X 6**

Minimum recommended area(ft.)  
**4 X 4 X 8**



**WHEELED GARBAGE BIN 240 LITRE**



# SAFETY, STRENGTH AND LONG-LASTING JOY

Every component is created with due diligence

- Powder coated and rust-free steel pipes, metal sections, handrails, etc. created from the best quality steel
- Metal parts are checked for electrical resistance, exterior durability and adhesion support
- Plastic components are created only with the highest UV-grade of LLDPE
- Roto moulding machine is used to get smooth finish in every component
- All products use a unique minimum maintenance fasting system called the TRUE SAFE system



## Uncompromised Customer Service

Our Customer Service Team is regularly in touch with you to ensure proper functioning of our equipment. A dedicated Maintenance Team comprising of highly experienced engineers is always there for you, to undertake maintenance as and when required. It is our constant endeavour to meet and exceed your expectations by extending effective, convenient and fast services to you.

STRENGTH



SAFETY



LONG-LASTING JOY



TOLL FREE NUMBER **1800 2037 200**



# CERTIFICATIONS



Quality and Safety are our primary concerns in all equipments that we build. We only use the best materials and provide the right features for the safety of young ones. The various certifications we have earned are testimony to our uncompromising focus on quality.

We manufacture all products as per ISO, ISI, parameters and we also follow safety standards, i.e. European EN 1176 standard, BS EN 16630 Standard, the American ASTM F1487 standard & the Australian AS 4685 standard.

## Associated with



# STANDARD

# COLOUR



## AWARDS & ARTICLES



# Recommended Playground Surface Floorings



Extremely durable, High longevity, UV Resistance, Many design options, Low Maintenance requirements. Meets accessibility and safety standards, Made from 100% post-consumer recycled material; pebbles are made of 20% post-industrial recycled material & are all recyclable.



Meets accessibility and safety standards Great impact absorption qualities.

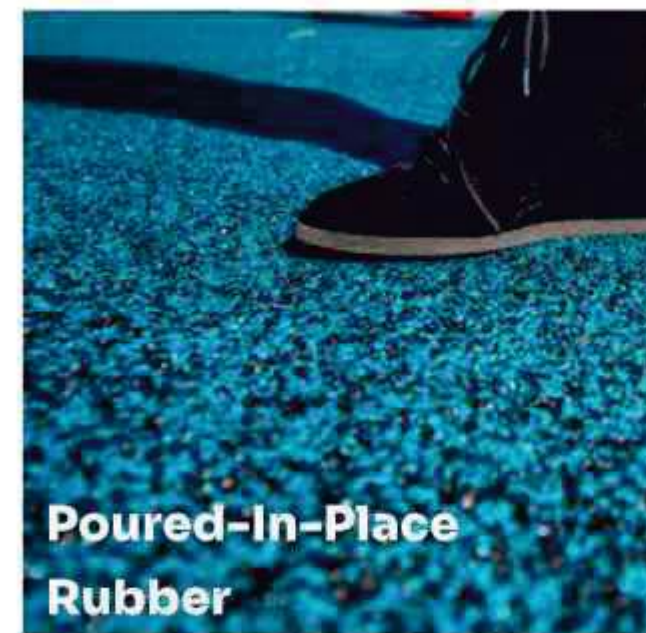
Eco-friendly, Economical with low initial costs, Meets accessibility and safety standards, Low site preparation required, Stays in place better than other loose-fill material, Fairly durable.




Attractive and aesthetically pleasing, Many design options, Low maintenance requirements, High longevity, Low lifetime costs, Meets accessibility and safety standards, Environmentally friendly using recycled rubber tires.



Low maintenance requirements, High longevity, Low lifetime costs, Meets accessibility and safety standards, environmentally friendly using recycled rubber tires.



Low lifetime costs, Less upfront cost, easy to install, Natural aesthetically pleasing look, Low site preparation required, Good shock absorbency.



# WARRANTY

REPLAY Play Equipment is covered, as standard, by the Warranties below.



<b>STRUCTURE PIPE</b> SS/GI/MS B Class ISI Marked Pipe 	<b>DECK &amp; LADDER</b> 16 mm GR Sheet Shaped With CNC Laser Cutting and CNC Bending 	<b>LLDPE PARTS</b> Low Linear Density Polyethylene Material Mould with Roto Moulding Process 	<b>ROPE</b> High strength at lower weights Highly resistant to acids and alkalies. High abrasion resistance due to special construction Better knot ability 	<b>SS FASTENERS</b> Stainless steel fastener materials are identified as the B8 class of alloys and are identified in the ASTM Specification A193/193M 
<b>HDPE PARTS</b> High Density Polyethylene Material Mould In Sheet Form with High Pressure 	<b>ACRYLIC PARTS</b> Density: 1.19kg/dm <sup>3</sup> ; light transmittance: 92%; impact strength ≥16kg/cm <sup>2</sup> ; tensile strength ≥61kg/m <sup>2</sup> ; heat-variant temperature ≥78 	<b>RUBBER TILE &amp; I BLOCK FLOORING</b> Density of the SBR rubber is 900 to 950kg/m <sup>3</sup> . 	<b>VINYL STICKERS</b> Adhesive Coat Weight: 2.70 to 3.24 g/100 in.2 TM-2279. Release Range: 5 to 70 g/2 in 	<b>SPRINGS &amp; MOTIONS PARTS</b> MS High Tensile 16 mm thickness 100 mm dia spring, bearing, housing etc 
<b>ALUMINIUM PARTS</b> High operating temperature, outstanding corrosion resistance, light weight & good strength 	<b>WPC PARTS</b> Wood polymer Composite are made from 70% of virgin polymer, 15% of wood powder and rest 15% of additives and requisite chemicals 	<b>MOVABLE BEARING PARTS</b> Self lubricated 2R branded bearing 	<b>RUBBER BELT &amp; SEAT</b> 12 mm thickness virgin rubber high temperature sustainability 	<b>CASTING PARTS</b> CI casting IS-210-Grade FG-350 
<b>POWDER COATING</b> powder coatings have a particle size in the range of 2 to 50 µm, a softening temperature Tg around 80 °C, a melting temperature around 200 °C. 	<b>SWING CHAIN</b> 8 mm dia zinc & chromium plated 	<b>PVC CAPS</b> High pressure Injection molded PVC cap 	<b>EPDM FLOORING</b> 2 layered, water permeable all-weather surface made of structural sprayed polyurethane layer on an in-situ polyurethane bonded rubber granulate Sub-base 	<b>BLOW &amp; INJECTION PARTS</b> High density polyethylene material mould with blow moulding process & high density polyethylene material, polypropylene mould with injection moulding process 

## REPLAY LIFETIME PHILOSOPHY

### Warranty terms and conditions :

1. Limited Warranty Coverage: The manufacturer warrants that the playground equipment, including its structural components and materials, will be free from defects in workmanship and materials under normal use and service for a specified period (e.g 1,2,3) from the date of purchase.
2. Exclusions: The warranty does not cover damage resulting from misuse, abuse, vandalism, improper installation, alteration, or acts of nature (e.g., storms, floods, earthquakes). It also does not cover normal wear and tear or cosmetic damage that does not affect the functionality of the equipment.
3. Remedies: In the event of a defect covered by the warranty, the manufacturer may, at its discretion, repair or replace the defective part or equipment. The manufacturer reserves the right to use refurbished, reconditioned, or new parts or equipment in fulfilling its warranty obligations.
4. Limited Liability: The manufacturer's liability under the warranty is limited to the repair or replacement of the defective part or equipment as described above. The manufacturer is not liable for any indirect, incidental, consequential, or punitive damages arising from the use or inability to use the equipment, including but not limited to lost profits, lost revenue, or loss of goodwill.
5. Notification and Claim Process: To make a warranty claim, the customer must notify the manufacturer promptly upon discovery of the defect and provide proof of purchase. The manufacturer may require the customer to return the defective part or equipment for inspection or repair.
6. Exclusion of Other Warranties: Except for the express warranty described above, the manufacturer disclaims all other warranties, whether express or implied, including but not limited to the implied warranties of merchantability and fitness for a particular purpose.
7. Governing Law and Jurisdiction: The warranty is governed by the laws of the jurisdiction where the manufacturer is located. Any disputes arising from the warranty or the sale of the equipment are subject to the exclusive jurisdiction of the courts in Nagpur only.
8. Modification and Termination: The manufacturer reserves the right to modify or terminate the warranty at any time without prior notice. Any modifications or terminations will not affect warranty claims made prior to the effective date of the modification or termination.

# REPLAY GROUP A JUBILEE COMPANY

Since its inception, **Replay** has been the preferred choice when it comes to playground equipment. In the last three decades, we've been able to stand tall to our motto to serve our customers with the commitment of 'QUALITY, SERVICE & VALUE'. Being a Silver Jubilee company, we're a name synonymous to trust and reliability.

We aim at success without compromising on ethical business standards. That's what set us apart and makes us the most preferred choice in the industry.

Together, let us create unforgettable play experiences for many more years to come...



VISHWAKARMA AUTOMATIONS PVT.LTD. SINCE 1985



RAJ EQUIPMENT INDIA PVT.LTD. SINCE 1992



REPLAY INTERNATIONAL PVT.LTD. SINCE 2004



REPLAY INDIA PVT.LTD. SINCE 2017



For over five decades, our play equipment company has been at the forefront of creating unforgettable play experiences for children of all ages. With a legacy spanning **60 Years**, we have become synonymous with excellence in the industry, and our commitment to superior quality and innovative design sets us apart.

Since our humble beginnings, we have witnessed countless smiles, laughter, and wonderful memories created on our playgrounds. Generations of children have grown up playing on our equipment, and our legacy lives on in the joy we bring to families and communities around the world.

Built on a foundation of passion and dedication, our company has evolved but never wavered from our core values. We consistently strive for perfection, ensuring that every piece of equipment meets the highest standards of safety, durability, and fun. Our commitment to quality is unwavering, making our play structures not only a source of amusement but also a safe haven for active play, imagination, and social interaction.

Throughout these **60 remarkable years**, we have continuously pushed boundaries, embracing new technologies and trends to create play experiences that engage and inspire. Our team of skilled designers and engineers constantly innovate, understanding the evolving needs of children and incorporating them into every product we create.

However, our true strength lies in the relationships we have built. We have had the privilege of collaborating with countless schools, municipalities, and organizations all over India, providing them with play solutions that encourage physical fitness, cognitive development, and inclusive play for children of all abilities.

As we look ahead to the future, our passion for play remains as strong as ever. We are committed to building on our legacy by continuing to design and manufacture cutting-edge play equipment that captures the imaginations of children while promoting healthy, active lifestyles. Our **60 Years** journey has been one of growth, learning, and most importantly, sharing the magic of play with generations of children.

Thank you for being a part of our legacy.